

Cornerstone High Growth Plus Managed Portfolio - Core Model



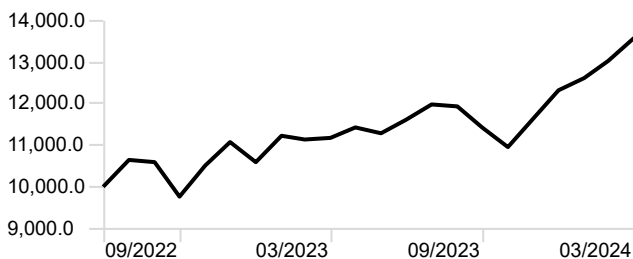
The portfolio returned 10.22%^ in the March quarter. High exposure to listed growth assets – notably global and Australian equities – remains the predominant driver of returns. Both the Russell Investments Global Opportunities Fund and the direct Australian equity portfolio underperformed their benchmarks over the period; though they did deliver positive absolute returns for the quarter.

Portfolio objective

To provide capital growth over the long term consistent with a portfolio focusing solely on growth assets, while accepting fluctuations in capital values in the medium term. The portfolio typically has exposure to growth investments of around 120% as the allocation to geared investment strategies will generally be 20% of the portfolio.

Growth of \$10,000

Time Period: 30/06/2022 to 31/03/2024



Portfolio strategy

The portfolio typically invests in a diversified investment mix with exposure to approximately 120% (including exposure to geared investments) growth investments such as Australian shares, international shares, property and alternatives. The allocations to geared investment strategies will generally be 20% of the portfolio. The allocations will be actively managed within the allowable ranges depending on market conditions. The portfolio combines multi-manager strategies with ETFs and direct shares including exposure to geared investments. Russell Investments adopts a globally consistent, research-based approach to long-term asset allocation, active manager selection, multi-factor investing and dynamic portfolio management.

Performance Review

As of Date: 31/03/2024

	Return
1 Month	4.22
3 Months	10.22
1 Year	21.55
2 Years	—
3 Years	—
YTD	10.22
Since Inception	19.12

Inception date: 30/06/2022

Main market highlights

Global share markets made strong gains in the March quarter. Stocks continued to be influenced in large part by the outlook for global interest rates. In the US, Federal Reserve (Fed) chairman Jerome Powell acknowledged that it would be appropriate to start lowering interest rates sometime this year; though he wouldn't be drawn on specific timing. He did add, however, that a March rate cut was unlikely as the Bank had yet to reach a point where it was confident that inflation was coming down sustainably toward its 2.0% target. He also reiterated that the Fed sees three interest rate cuts this year. At the time, the market was betting the Fed would cut rates six times in 2024; the first of which was pencilled in for March. Powell went on to say that whilst the Fed believes interest rates have peaked for this tightening cycle, policymakers remain wary of cutting rates too quickly as doing so could potentially cause inflation to reaccelerate. We saw a similar theme in the UK and Europe, while the Bank of Japan raised interest rates for the first time in 17 years in March. Australian shares performed well; though much of the gains came toward the end of the period after the Reserve Bank of Australia adopted a slightly less hawkish stance on interest rates.

Global bonds were slightly weaker for the quarter, while Australian bonds recorded modest gains.

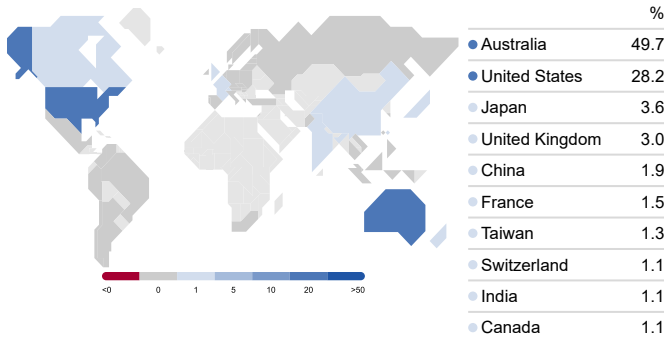
[^]This performance is net of management fees for both the Managed Portfolio and the underlying managers' fees and costs. It does not take into account any third party platform fees charged to individual investors or transaction costs (including buy/sell spreads and brokerage fees). It assumes income is reinvested without any tax deduction. It is for RIML's preferred model portfolio of holdings. A holding in the preferred model portfolio may be restricted or replaced with another similar asset in the Managed Portfolio on different platforms if the preferred holding is not available. Different platforms may also charge different management fees for the Managed Portfolio. This can result in variances in performance of the Managed Portfolio between platforms. An individual investor's performance will differ, according to the investor's actual exposures to Managed Portfolio holdings and other factors (including transaction timing, transaction costs, actual underlying manager fees and costs and whether income is paid in cash). Platforms will have their own methodology for calculating performance, at both a platform level and an individual investor level. Past performance is not a reliable indicator of future performance.

Please contact your platform or adviser for details of your performance or current holdings in the Managed Portfolio.

Cornerstone High Growth Plus Managed Portfolio - Core Model

Country Exposure

Portfolio Date: 31/03/2024



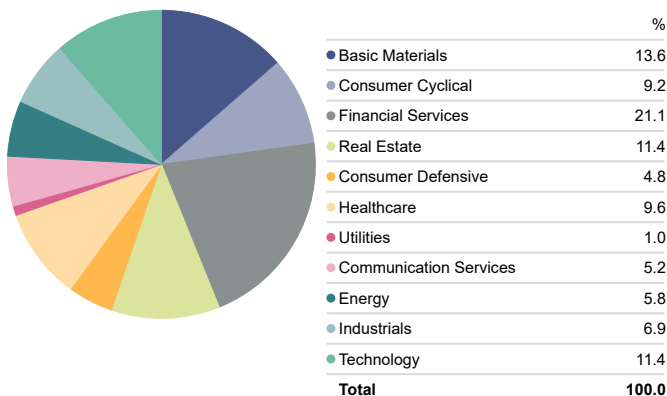
Asset Allocation

Portfolio Date: 31/03/2024

	%
● Cash	2.8
● Domestic Equity	50.8
● Property and Infrastructure	11.0
● International Equity	57.1
Total	121.7

Sector Allocation

Portfolio Date: 31/03/2024



Main portfolio highlights

The direct Australian equity portfolio narrowly underperformed its benchmark, driven in part by a modest overweight to the materials space. This included overweights to iron ore majors BHP Group and Fortescue; both of which fell sharply on the back of weaker iron ore prices. Stock selection within the consumer staples sector also weighed on returns, including an overweight to Woolworths. Woolworths fell following the release of its financial results and the resignation of managing director and group CEO, Brad Banducci. In contrast, stock selection amongst real estate stocks added value over the period; notably an overweight to industrial property giant Goodman Group. Goodman Group rallied on a combination of solid financial results and a strong data centre pipeline.

In terms of global equity managers, Japan equity specialist Nissay Asset Management underperformed its benchmark, driven in part by overweights to Nippon Shinyaku and Misumi Group. Emerging markets specialist Redwheel (formerly RWC Partners) also underperformed. In contrast, growth manager Wellington and quantitative manager Numeric performed well over the period. In March, we removed UK equity specialist J O Hambro from the Russell Investments Global Opportunities Fund following the announcement that highly rated portfolio manager, Alex Savvides, will leave the company. J O Hambro was replaced by Joh. Berenberg, Gossler & Co. KG (Berenberg) and Brandywine Global Investment Management, LLC (Brandywine). Berenberg deploys capital to European companies capturing growth acceleration, while Brandywine has a focus on low absolute and relative valuations in the US.

During the quarter, we rebalanced the direct Australian equity portfolio as part of the regular review cycle. We also modestly reduced the portfolio's allocations to Australian equities and global fixed income in favour of cash.

Overall, the managed portfolio is aligned with its long-term asset allocation as we wait patiently for opportunities.

Dynamic positioning: Managing positions over the next 12-18 months

Looking ahead, we expect higher levels of volatility to continue, with active management to play an important role in navigating through it. We expect to increase growth asset exposure on major market reversals and decrease growth asset exposure on market rallies. This is a very important time to remain flexible as there are competing forces related to inflation and growth.

We retain the same themes as recent months, i.e. a preference for less expensive equity markets versus US equities and peer-relative overweights to global small caps and the value factor.

Long-term investing: Positioning for 5 years and beyond

The portfolio has a long-term asset allocation of 120% to return generating assets (including Australian and global equities, property and infrastructure).

Cornerstone High Growth Plus Managed Portfolio - Core Model



Detailed Asset Allocation

Portfolio Date: 31/03/2024

	Portfolio Weighting %
Russell Global Opportunities A	16.72
Vanguard MSCI Intl (Hdg) ETF	12.47
CFS FC-Acadian Geared Sustain Global Eq	6.54
Ausbil Australian Geared Equity	6.06
Vanguard Australian Property Secs ETF	4.54
Perpetual Geared Australian	4.41
Vanguard All-World ex-US Shares ETF	4.19
Vanguard US Total Market Shares ETF	4.10
Russell Global Listed Infr \$A Hedged	3.34
CFS Geared Share	3.17
Vanguard International Prpty Secs IdxHdg	3.04
Vanguard MSCI Australian Small Coms ETF	2.89
Vanguard FTSE Emerging Markets Shrs ETF	2.86
Vanguard Global Value Equity Active ETF	1.57
iShares S&P Small-Cap ETF	0.95
iShares Core Cash ETF	0.89
Vanguard Australian Shares ETF	0.31
BHP Group Ltd	2.38
Commonwealth Bank of Australia	1.98
CSL Ltd	1.32
National Australia Bank Ltd	1.13
Westpac Banking Corp	0.98
ANZ Group Holdings Ltd	0.88
Wesfarmers Ltd	0.86
Goodman Group	0.80
Macquarie Group Ltd	0.74
Telstra Group Ltd	0.68
Rio Tinto Ltd	0.67
Woolworths Group Ltd	0.61
Woodside Energy Group Ltd	0.58
Fortescue Ltd	0.57
Transurban Group	0.55
WiseTech Global Ltd	0.50
James Hardie Industries PLC	0.49
Aristocrat Leisure Ltd	0.44
Suncorp Group Ltd	0.38
Bendigo and Adelaide Bank Ltd	0.36
Medibank Private Ltd	0.36
Cleanaway Waste Management Ltd	0.34
Ampol Ltd	0.33
Seven Group Holdings Ltd	0.32
Origin Energy Ltd	0.32
Incitec Pivot Ltd	0.31
Santos Ltd	0.31
Fisher & Paykel Healthcare Corp Ltd	0.30
Ansell Ltd	0.28
Newmont Corp Chess Depository Interest	0.28

Allocations may not equal 100% due to rounding. In order to manage a fund/portfolio to its investment objectives, Russell Investments retains the discretion to change the underlying investments at any time, without notice to investors. Please refer to the relevant Product Disclosure Statement for more information.

Cornerstone High Growth Plus Managed Portfolio - Core Model



IMAP
MANAGED ACCOUNT
AWARD FINALIST
INNOVATION

For more information please visit our website:

russellinvestments.com.au/cornerstone or contact your Invest Blue representative: 1300 346 837

Important information

This brochure contains information that is general in nature. It does not take into account the objectives, financial situation or needs of any particular person. You need to consider your financial situation and needs before making any decisions based on this information.

Invest Blue Pty Ltd (ABN 91 100 874 744) and Subsidiaries trading as Invest Blue, is an Authorised Representative and Credit Representative of AMP Financial Planning Pty Limited ABN 89 051 208 327, Australian Financial Services Licence and Australian Credit Licence No. 232706.

© 2024 Morningstar, Inc. All rights reserved. Neither Morningstar, its affiliates, nor their content providers guarantee the data or content contained herein to be accurate, complete, or timely nor will they have any liability for its use or distribution. Any general advice or 'regulated financial advice' under New Zealand law has been prepared by Morningstar Australasia Pty Ltd (ABN: 95 090 665 544, AFSL: 240892) and/or Morningstar Research Ltd, subsidiaries of Morningstar, Inc, without reference to your objectives, financial situation or needs. For more information refer to our Financial Services Guide (AU) and Financial Advice Provider Disclosure Statement (NZ) at www.morningstar.com.au/s/fsg.pdf and www.morningstar.com.au/mca/s/fapds.pdf. You should consider the advice in light of these matters and if applicable, the relevant Product Disclosure Statements before making any decision to invest. Our publications, ratings and products should be reviewed as an additional investment resource, not as your sole source of information. Morningstar's full research reports are the source of any Morningstar Ratings and are available from Morningstar or your adviser. Past performance does not necessarily indicate a financial product's future performance. To obtain advice tailored to your situation, contact a professional adviser. Some material is copyright and published under licence from ASX Operations Pty Ltd ACN 004 523 782.

