

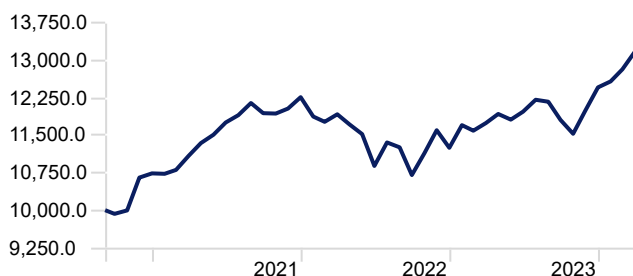
Cornerstone Balanced Growth Managed Portfolio - Funds Only



The portfolio returned 5.76%^ in the March quarter. Our Australian equity exposure contributed positively to benchmark-relative performance over the period, while our global equities portfolio underperformed; though absolute returns were strong for the quarter. In terms of fixed income, both the Russell Investments Australian Bond Fund and the Russell Investments International Bond Fund – \$A Hedged modestly outperformed their respective benchmarks. Meanwhile, Australian private credit manager Metrics Credit and the Russell Investments Australian Floating Rate Fund performed relatively well.

Growth of \$10,000

Time Period: 7/09/2020 to 31/03/2024



Performance Review

As of Date: 31/03/2024

	Return
1 Month	2.77
3 Months	5.76
1 Year	12.17
2 Years	5.13
3 Years	5.91
YTD	5.76
Since Inception	8.04

Inception date: 7/09/2020

^This performance is net of management fees for both the Managed Portfolio and the underlying managers' fees and costs. It does not take into account any third party platform fees charged to individual investors or transaction costs (including buy/sell spreads and brokerage fees). It assumes income is reinvested without any tax deduction. It is for RIML's preferred model portfolio of holdings. A holding in the preferred model portfolio may be restricted or replaced with another similar asset in the Managed Portfolio on different platforms if the preferred holding is not available. Different platforms may also charge different management fees for the Managed Portfolio. This can result in variances in performance of the Managed Portfolio between platforms. An individual investor's performance will differ, according to the investor's actual exposures to Managed Portfolio holdings and other factors (including transaction timing, transaction costs, actual underlying manager fees and costs and whether income is paid in cash). Platforms will have their own methodology for calculating performance, at both a platform level and an individual investor level. Past performance is not a reliable indicator of future performance.

Please contact your platform or adviser for details of your performance or current holdings in the Managed Portfolio.

Portfolio objective

The managed portfolio aims to provide returns over the medium to long term, with moderate to high volatility, consistent with a diversified mix of predominantly growth-oriented assets and some defensive assets. The managed portfolio aims to outperform the benchmark over the long term.

Main market highlights

Global share markets made strong gains in the March quarter. Stocks continued to be influenced in large part by the outlook for global interest rates. In the US, Federal Reserve (Fed) chairman Jerome Powell acknowledged that it would be appropriate to start lowering interest rates sometime this year; though he wouldn't be drawn on specific timing. He did add, however, that a March rate cut was unlikely as the Bank had yet to reach a point where it was confident that inflation was coming down sustainably toward its 2.0% target. He also reiterated that the Fed sees three interest rate cuts this year. At the time, the market was betting the Fed would cut rates six times in 2024; the first of which was pencilled in for March. Powell went on to say that whilst the Fed believes interest rates have peaked for this tightening cycle, policymakers remain wary of cutting rates too quickly as doing so could potentially cause inflation to reaccelerate. We saw a similar theme in the UK and Europe, while the Bank of Japan raised interest rates for the first time in 17 years in March. Australian shares performed well; though much of the gains came toward the end of the period after the Reserve Bank of Australia adopted a slightly less hawkish stance on interest rates.

Global bonds were slightly weaker for the quarter, while Australian bonds recorded modest gains.

Main portfolio highlights

In terms of Australian equity managers, Platypus significantly outperformed its benchmark; the manager benefiting from overweights to Reece Ltd. and Goodman Group. Allan Gray and Ausbil also outperformed; the latter benefiting from overweights to Goodman Group and technology company Life360.

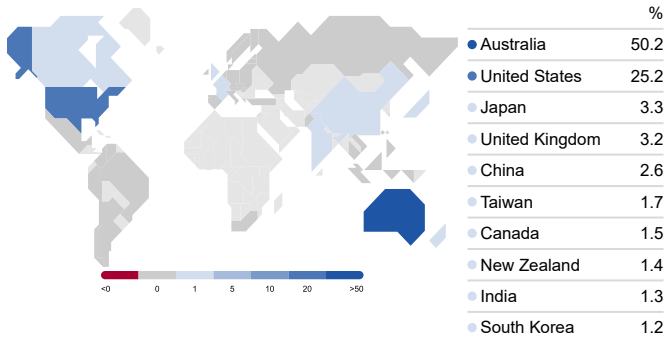
With regard to global equity managers, Japan equity specialist Nissay Asset Management underperformed its benchmark, driven in part by overweights to Nippon Shinyaku and Misumi Group. Emerging markets specialist Redwheel (formerly RWC Partners) also underperformed. In contrast, growth manager Wellington and quantitative manager Numeric performed well over the period. In March, we removed UK equity specialist J O Hambro from the Russell Investments Global Opportunities Fund following the announcement that highly rated portfolio manager, Alex Savvides, will leave the company. J O Hambro was replaced by Joh. Berenberg, Gossler & Co. KG (Berenberg) and Brandywine Global Investment Management, LLC (Brandywine). Berenberg deploys capital to European companies capturing growth acceleration, while Brandywine has a focus on low absolute and relative valuations in the US. During the quarter, we modestly reduced the portfolio's allocations to Australian equities, listed property and fixed income. We also reduced exposure to global fixed income. We did this in favour of cash, which currently offers a relatively attractive yield.

Overall, the managed portfolio is aligned with its long-term asset allocation as we wait patiently for opportunities.

Cornerstone Balanced Growth Managed Portfolio - Funds Only

Country Exposure

Portfolio Date: 31/03/2024



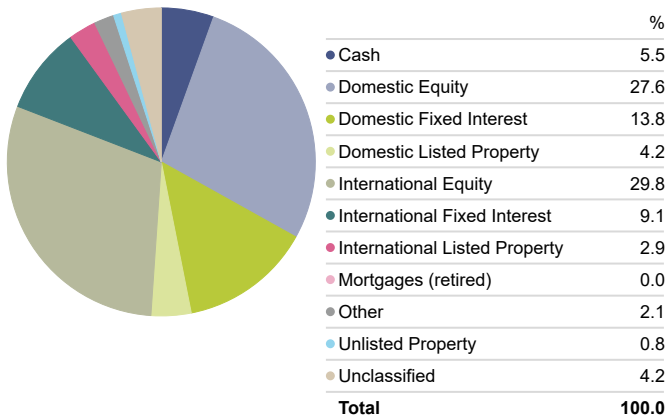
Dynamic positioning: Managing positions over the next 12-18 months

Looking ahead, we expect higher levels of volatility to continue, with active management to play an important role in navigating through it. We expect to increase growth asset exposure on major market reversals and decrease growth asset exposure on market rallies. This is a very important time to remain flexible as there are competing forces related to inflation and growth.

We retain the same themes as recent months, i.e. a preference for less expensive equity markets versus US equities and a peer-relative overweight to the value factor.

Asset Allocation

Portfolio Date: 31/03/2024



Long-term investing: Positioning for 5 years and beyond

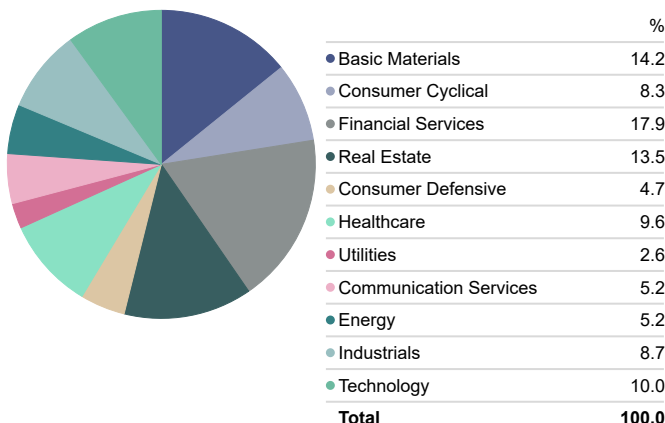
The portfolio has a long-term asset allocation of 76% to return generating assets (including high yield debt and other extended fixed income). Growth asset valuations have increased year to date but are below pre-pandemic levels. Long-term, forward-looking return expectations for US shares and high-yield debt have moderated. The economic outlook creates uncertainty in the near term, however in the long term, growth assets are still preferred due to superior returns relative to defensive assets.

Defensive assets such as fixed income and cash have an allocation of 24% in the portfolio. A tilt toward credit further enhances the long-term return potential, but also increases the risk of losses. Credit spreads have narrowed and are near their long-term averages. Government bonds are cheap across some markets and are now offering much higher yields than at the beginning of 2022.

Strategically, the portfolio has positions in cheaper and higher momentum securities as per our researched beliefs.

Sector Allocation

Portfolio Date: 31/03/2024



Cornerstone Balanced Growth Managed Portfolio - Funds Only

cornerstone

investblue
it's possible.

Detailed Asset Allocation

Portfolio Date: 31/03/2024

	Portfolio Weighting %
Russell Inv Multi-Asset Growth Strat A	32.31
AMP Australian Equity Index	11.69
AMP International Equity Index	11.01
AMP Australian Fixed Interest Index	5.97
Vanguard International Shrs Idx Hdg AUD	4.82
Russell Global Opportunities A	4.50
Ausbil 130/30 Focus - Wholesale	4.37
Macquarie Cash Fund - Class M Units	4.17
Allan Gray Australia Equity A	4.06
AMP International Fixed Intst Idx Hdg	4.05
Platypus Australian Equities - Wholesale	3.15
Vanguard Emerging Markets Shares Index	2.98
AMP Australian Property Index	2.25
AMP International Property Index Hdg	2.23
Vanguard Global Infrastructure Index Hgd	1.11

Allocations may not equal 100% due to rounding. In order to manage a fund/portfolio to its investment objectives, Russell Investments retains the discretion to change the underlying investments at any time, without notice to investors. Please refer to the relevant Product Disclosure Statement for more information.

Cornerstone Balanced Growth Managed Portfolio - Funds Only



For more information please visit our website:

russellinvestments.com.au/cornerstone or contact your Invest Blue representative: 1300 346 837

Important information

This brochure contains information that is general in nature. It does not take into account the objectives, financial situation or needs of any particular person. You need to consider your financial situation and needs before making any decisions based on this information. Invest Blue Pty Ltd (ABN 91 100 874 744) and Subsidiaries trading as Invest Blue, is an Authorised Representative and Credit Representative of AMP Financial Planning Pty Limited ABN 89 051 208 327, Australian Financial Services Licence and Australian Credit Licence No. 232706.

© 2024 Morningstar, Inc. All rights reserved. Neither Morningstar, its affiliates, nor their content providers guarantee the data or content contained herein to be accurate, complete, or timely nor will they have any liability for its use or distribution. Any general advice or 'regulated financial advice' under New Zealand law has been prepared by Morningstar Australasia Pty Ltd (ABN: 95 090 665 544, AFSL: 240892) and/or Morningstar Research Ltd, subsidiaries of Morningstar, Inc, without reference to your objectives, financial situation or needs. For more information refer to our Financial Services Guide (AU) and Financial Advice Provider Disclosure Statement (NZ) at www.morningstar.com.au/s/fsg.pdf and www.morningstar.com.au/mca/s/fapds.pdf. You should consider the advice in light of these matters and if applicable, the relevant Product Disclosure Statements before making any decision to invest. Our publications, ratings and products should be reviewed as an additional investment resource, not as your sole source of information. Morningstar's full research reports are the source of any Morningstar Ratings and are available from Morningstar or your adviser. Past performance does not necessarily indicate a financial product's future performance. To obtain advice tailored to your situation, contact a professional adviser. Some material is copyright and published under licence from ASX Operations Pty Ltd ACN 004 523 782.

