

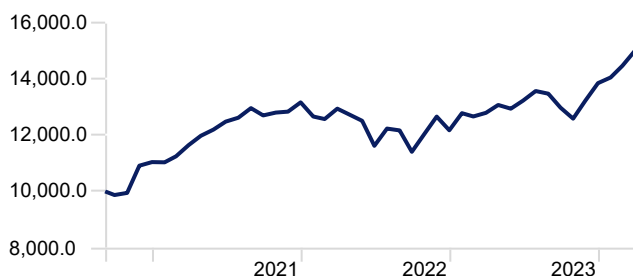
Cornerstone High Growth Managed Portfolio - Funds Only



The portfolio returned 8.34%[^] in the March quarter. Our Australian equity exposure contributed positively to benchmark-relative performance over the period. In contrast, our global equities portfolio underperformed; though absolute returns were strong for the quarter.

Growth of \$10,000

Time Period: 7/09/2020 to 31/03/2024



Performance Review

As of Date: 31/03/2024

	Return
1 Month	3.72
3 Months	8.34
1 Year	17.28
2 Years	7.67
3 Years	8.81
YTD	8.34
Since Inception	12.07

Inception date: 7/09/2020

[^]This performance is net of management fees for both the Managed Portfolio and the underlying managers' fees and costs. It does not take into account any third party platform fees charged to individual investors or transaction costs (including buy/sell spreads and brokerage fees). It assumes income is reinvested without any tax deduction. It is for RIML's preferred model portfolio of holdings. A holding in the preferred model portfolio may be restricted or replaced with another similar asset in the Managed Portfolio on different platforms if the preferred holding is not available. Different platforms may also charge different management fees for the Managed Portfolio. This can result in variances in performance of the Managed Portfolio between platforms. An individual investor's performance will differ, according to the investor's actual exposures to Managed Portfolio holdings and other factors (including transaction timing, transaction costs, actual underlying manager fees and costs and whether income is paid in cash). Platforms will have their own methodology for calculating performance, at both a platform level and an individual investor level. Past performance is not a reliable indicator of future performance.

Please contact your platform or adviser for details of your performance or current holdings in the Managed Portfolio.

Portfolio objective

The managed portfolio aims to provide capital growth over the long term consistent with a portfolio focusing on solely growth assets, while accepting fluctuations in capital values in the medium term. The managed portfolio aims to outperform the benchmark over the long term.

Main market highlights

Global share markets made strong gains in the March quarter. Stocks continued to be influenced in large part by the outlook for global interest rates. In the US, Federal Reserve (Fed) chairman Jerome Powell acknowledged that it would be appropriate to start lowering interest rates sometime this year; though he wouldn't be drawn on specific timing. He did add, however, that a March rate cut was unlikely as the Bank had yet to reach a point where it was confident that inflation was coming down sustainably toward its 2.0% target. He also reiterated that the Fed sees three interest rate cuts this year. At the time, the market was betting the Fed would cut rates six times in 2024; the first of which was pencilled in for March. Powell went on to say that whilst the Fed believes interest rates have peaked for this tightening cycle, policymakers remain wary of cutting rates too quickly as doing so could potentially cause inflation to reaccelerate. We saw a similar theme in the UK and Europe, while the Bank of Japan raised interest rates for the first time in 17 years in March. Australian shares performed well; though much of the gains came toward the end of the period after the Reserve Bank of Australia adopted a slightly less hawkish stance on interest rates.

Global bonds were slightly weaker for the quarter, while Australian bonds recorded modest gains.

Main portfolio highlights

In terms of Australian equity managers, Platypus significantly outperformed its benchmark; the manager benefiting from overweights to Reece Ltd. and Goodman Group. Allan Gray and Ausbil also outperformed; the latter benefiting from overweights to Goodman Group and technology company Life360. In contrast, Firetrail underperformed, with overweights to Domino's Pizza and Lynas Rare Earths among the key detractors.

With regard to global equity managers, Japan equity specialist Nissay Asset Management underperformed its benchmark, driven in part by overweights to Nippon Shinyaku and Misumi Group. Emerging markets specialist Redwheel (formerly RWC Partners) also underperformed. In contrast, growth manager Wellington and quantitative manager Numeric performed well over the period. In March, we removed UK equity specialist J O Hambro from the Russell Investments Global Opportunities Fund following the announcement that highly rated portfolio manager, Alex Savvides, will leave the company. J O Hambro was replaced by Joh. Berenberg, Gossler & Co. KG (Berenberg) and Brandywine Global Investment Management, LLC (Brandywine). Berenberg deploys capital to European companies capturing growth acceleration, while Brandywine has a focus on low absolute and relative valuations in the US.

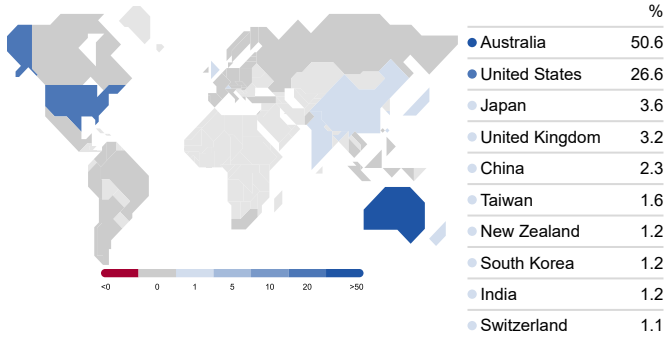
During the quarter, we reduced the portfolio's allocation to global equities in favour of Australian equities. Whilst Australian equities have enjoyed a strong run of outperformance of late, the local market has lagged their global counterparts; particularly US equities, which comprise a large part of the global equities universe.

Overall, the managed portfolio is aligned with its long-term asset allocation as we wait patiently for opportunities.

Cornerstone High Growth Managed Portfolio - Funds Only

Country Exposure

Portfolio Date: 31/03/2024



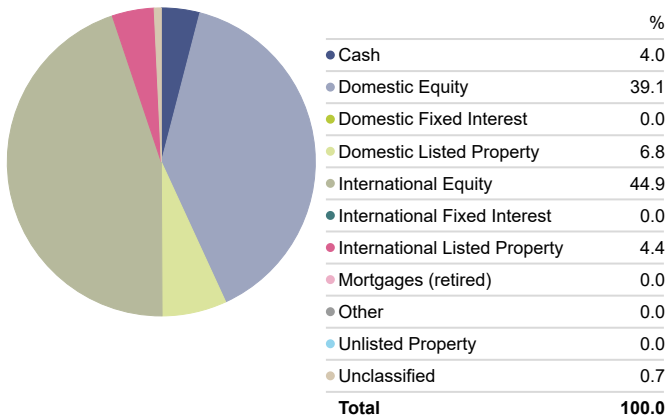
Dynamic positioning: Managing positions over the next 12-18 months

We believe the main uncertainty for markets is the outlook for the US economy. Whilst economic data has so far proven more resilient than markets initially expected, we believe the risk of a recession in the US over the next 12 to 18 months remains elevated. US core inflation has trended lower over the past year but remains well above the Fed's 2% target. The key question now is how long will it take for core inflation to settle closer to the central bank's target? Fears that US monetary policy will remain too restrictive for too long have softened due to the recent decline in core inflation, however until we see core inflation reach the Fed's target, markets may remain volatile.

We retain the same themes as recent months, i.e. a preference for less expensive equity markets versus US equities and a peer-relative overweight to the value factor.

Asset Allocation

Portfolio Date: 31/03/2024



Long-term investing: Positioning for 5 years and beyond

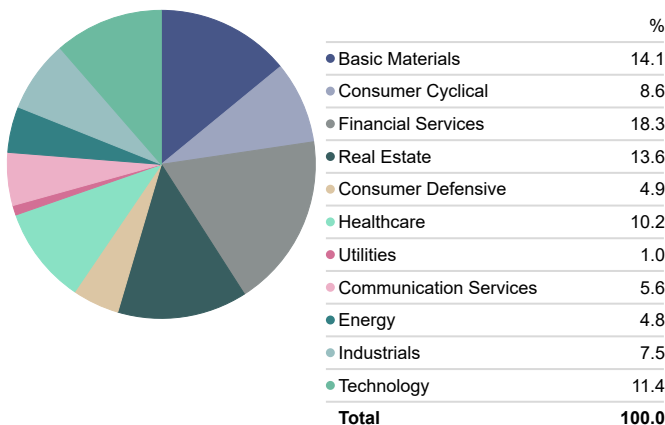
The portfolio has a long-term asset allocation of 98% to return generating assets. Growth asset valuations have increased year to date but are below pre-pandemic levels. Long-term, forward-looking return expectations for US shares and high-yield debt have moderated. The economic outlook creates uncertainty in the near term, however in the long term, growth assets are still preferred due to superior returns relative to defensive assets.

Strategically, the portfolio has positions in cheaper and higher momentum securities as per our researched beliefs.

There is a cash allocation of 2% in the portfolio.

Sector Allocation

Portfolio Date: 31/03/2024



Cornerstone High Growth Managed Portfolio - Funds Only



Detailed Asset Allocation

Portfolio Date: 31/03/2024

	Portfolio Weighting %
AMP Australian Equity Index	20.02
Russell Global Opportunities A	19.48
Vanguard International Shrs Idx Hdg AUD	12.18
AMP International Equity Index	7.78
Ausbil 130/30 Focus - Wholesale	7.57
Allan Gray Australia Equity A	6.85
Platypus Australian Equities - Wholesale	4.83
AMP Australian Property Index	4.69
Vanguard Emerging Markets Shares Index	4.30
AMP International Property Index Hdg	3.89
Firetrail Australian High Conviction	3.30
Russell Global Listed Infr \$A Hedged	3.06
Macquarie Cash Fund - Class M Units	0.75

Allocations may not equal 100% due to rounding. In order to manage a fund/portfolio to its investment objectives, Russell Investments retains the discretion to change the underlying investments at any time, without notice to investors. Please refer to the relevant Product Disclosure Statement for more information.



Cornerstone High Growth Managed Portfolio - Funds Only



For more information please visit our website:

russellinvestments.com.au/cornerstone or contact your Invest Blue representative: 1300 346 837

Important information

This brochure contains information that is general in nature. It does not take into account the objectives, financial situation or needs of any particular person. You need to consider your financial situation and needs before making any decisions based on this information. Invest Blue Pty Ltd (ABN 91 100 874 744) and Subsidiaries trading as Invest Blue, is an Authorised Representative and Credit Representative of AMP Financial Planning Pty Limited ABN 89 051 208 327, Australian Financial Services Licence and Australian Credit Licence No. 232706.

© 2024 Morningstar, Inc. All rights reserved. Neither Morningstar, its affiliates, nor their content providers guarantee the data or content contained herein to be accurate, complete, or timely nor will they have any liability for its use or distribution. Any general advice or 'regulated financial advice' under New Zealand law has been prepared by Morningstar Australasia Pty Ltd (ABN: 95 090 665 544, AFSL: 240892) and/or Morningstar Research Ltd, subsidiaries of Morningstar, Inc, without reference to your objectives, financial situation or needs. For more information refer to our Financial Services Guide (AU) and Financial Advice Provider Disclosure Statement (NZ) at www.morningstar.com.au/s/fsg.pdf and www.morningstar.com.au/mca/s/fapds.pdf. You should consider the advice in light of these matters and if applicable, the relevant Product Disclosure Statements before making any decision to invest. Our publications, ratings and products should be reviewed as an additional investment resource, not as your sole source of information. Morningstar's full research reports are the source of any Morningstar Ratings and are available from Morningstar or your adviser. Past performance does not necessarily indicate a financial product's future performance. To obtain advice tailored to your situation, contact a professional adviser. Some material is copyright and published under licence from ASX Operations Pty Ltd ACN 004 523 782.

