

Strategic Asset Allocations (SAA) from 11 October 2022

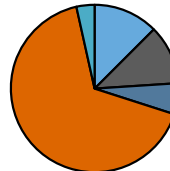
Russell Investments Diversified Funds (All Classes)

Russell Investments Conservative Fund

Asset allocation ranges

	SAA %	Range %
Australian shares	12.5	0 - 25
International shares	11.5	0 - 25
Property - Listed Securities Property - Unlisted	6.0	0 - 20
Fixed Interest and Cash	66.5	30 - 90
Alternatives	3.5	0 - 25

Growth Investments around 30%
Defensive Investments around 70%


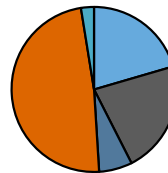


Russell Investments Diversified 50 Fund

Asset allocation ranges

	SAA %	Range %
Australian shares	20.5	10 - 35
International shares	22	10 - 35
Property - Listed Securities Property - Unlisted	6.5	0 - 20
Fixed Interest and Cash	48.5	20 - 70
Alternatives	2.5	0 - 30

Growth Investments around 50%
Defensive Investments around 50%

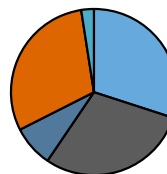


Russell Investments Balanced Fund

Asset allocation ranges

	SAA %	Range %
Australian shares	30	15 - 45
International shares	29.5	15 - 45
Property - Listed Securities Property - Unlisted	8	0 - 20
Fixed Interest and Cash	30	10 - 50
Alternatives	2.5	0 - 35

Growth Investments around 70%
Defensive Investments around 30%



Strategic Asset Allocations (SAA) from 11 October 2022

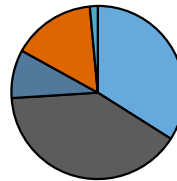
Russell Investments Diversified Funds (All Classes)

Russell Investments Growth Fund

Asset allocation ranges

	SAA %	Range %
Australian shares	34	20 - 60
International shares	40	20 - 60
Property - Listed Securities Property - Unlisted	9	0 - 30
Fixed Interest and Cash	15.5	0 - 30
Alternatives	1.5	0 - 35

Growth Investments around 90%
Defensive Investments around 10%

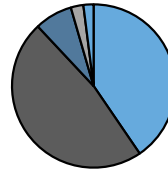


Russell Investments High Growth Fund

Asset allocation ranges

	SAA %	Range %
Australian shares	40.5	25 - 65
International shares	47.5	25 - 65
Property - Listed Securities Property - Unlisted	7.5	0 - 30
Fixed Interest and Cash	2.5	0 - 15
Alternatives	2.0	0 - 35

Growth Investments around 100%



Strategic Asset Allocations (SAA) from 11 October 2022

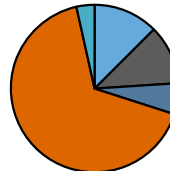
Russell Investments Diversified Funds (All Classes)

Russell Investments Ventura Conservative Fund

Asset allocation ranges

	SAA %	Range %
Australian shares	12.5	0 - 25
International shares	11.5	0 - 25
Property - Listed Securities Property - Unlisted	6.0	0 - 20
Fixed Interest and Cash	66.5	30 - 90
Alternatives	3.5	0 - 25

Growth Investments around 30%
Defensive Investments around 70%

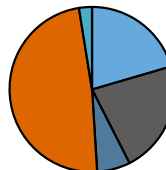


Russell Investments Ventura Diversified 50 Fund

Asset allocation ranges

	SAA %	Range %
Australian shares	20.5	10 - 35
International shares	22	10 - 35
Property - Listed Securities Property - Unlisted	6.5	0 - 20
Fixed Interest and Cash	48.5	20 - 70
Alternatives	2.5	0 - 30

Growth Investments around 50%
Defensive Investments around 50%

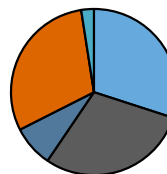


Russell Investments Ventura Growth 70 Fund

Asset allocation ranges

	SAA %	Range %
Australian shares	30	15 - 45
International shares	29.5	15 - 45
Property - Listed Securities Property - Unlisted	8	0 - 20
Fixed Interest and Cash	30	10 - 50
Alternatives	2.5	0 - 35

Growth Investments around 70%
Defensive Investments around 30%



Strategic Asset Allocations (SAA) from 11 October 2022

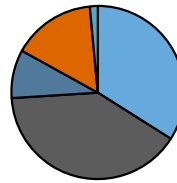
Russell Investments Ventura Funds (All Classes)

Russell Investments Ventura Growth 90 Fund

Asset allocation ranges

	SAA %	Range %
Australian shares	34	20 - 60
International shares	40	20 - 60
Property - Listed Securities Property - Unlisted	9	0 - 30
Fixed Interest and Cash	15.5	0 - 30
Alternatives	1.5	0 - 35

Growth Investments around 90%
Defensive Investments around 10%


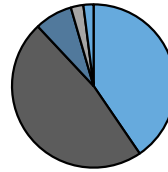


Russell Investments Ventura High Growth 100 Fund

Asset allocation ranges

	SAA %	Range %
Australian shares	40.5	25 - 65
International shares	47.5	25 - 65
Property - Listed Securities Property - Unlisted	7.5	0 - 30
Fixed Interest and Cash	2.5	0 - 15
Alternatives	2.0	0 - 35

Growth Investments around 100%



Strategic Asset Allocations (SAA) are provided as additional information for investors, but may be changed from time to time without notice. SAA may not equal 100% due to rounding. Please refer to the relevant offer document for detailed information about the strategy of each product. The offer documents can be obtained by visiting www.russellinvestments.com.au or by calling 1300 728 208 (excluding RPIS). RPIS investors should contact 1800 458 272.


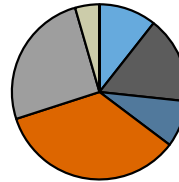
Strategic Asset Allocations (SAA) from 11 October 2022

Russell Investments Defensive Option

Asset allocation ranges

	SAA %	Range %
Australian equities	10.6	0 - 40
International equities	16.1	0 - 40
Property	8.6	0 - 20
Fixed Income	34.7	20 - 65
Cash	25.5	0 - 45
Infrastructure	4.5	0 - 20
Commodities	0	0 - 10
Other Alternatives	0	0 - 15

Growth Investments around 30%
Defensive Investments around 70%

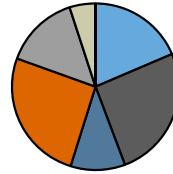


Russell Investments Diversified 50 Option

Asset allocation ranges

	SAA %	Range %
Australian equities	18.6	10 - 50
International equities	25.7	10 - 50
Property	10.6	0 - 20
Fixed Income	25.7	10 - 50
Cash	14.5	0 - 30
Infrastructure	5	0 - 20
Commodities	0	0 - 10
Other Alternatives	0	0 - 20

Growth Investments around 50%
Defensive Investments around 50%



Strategic Asset Allocations (SAA) from 11 October 2022

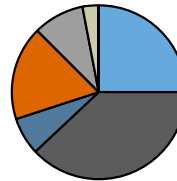
Russell Investments Pooled Superannuation Trust Options (Class 1)

Russell Investments Balanced Option

Asset allocation ranges

	SAA %	Range %
Australian equities	25	15 – 60
International equities	38	15 – 60
Property	7	0 – 25
Fixed Income	17.5	0 – 45
Cash	9.5	0 – 25
Infrastructure	3	0 – 25
Commodities	0	0 – 10
Other Alternatives	0	0 – 25

Growth Investments around 70%
Defensive Investments around 30%

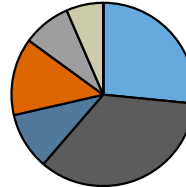


Russell Investments Balanced Opportunities Option

Asset allocation ranges

	SAA %	Range %
Australian equities	26.6	15 – 60
International equities	34.7	15 – 60
Property	10.1	0 – 25
Fixed Income	13.6	0 – 45
Cash	8.5	0 – 25
Infrastructure	6.5	0 – 25
Commodities	0	0 – 10
Other Alternatives	0	0 – 25

Growth Investments around 70%
Defensive Investments around 30%



Strategic Asset Allocations (SAA) from 11 October 2022

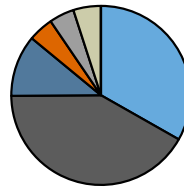
Russell Investments Pooled Superannuation Trust Options (Class 1)

Russell Investments Growth Option

Asset allocation ranges

	SAA %	Range %
Australian equities	33.2	20 – 75
International equities	41.7	20 – 75
Property	11.1	0 – 25
Fixed Income	4.5	0 – 30
Cash	4.5	0 – 20
Infrastructure	5	0 – 25
Commodities	0	0 – 10
Other Alternatives	0	0 – 25

Growth Investments around 90%
Defensive Investments around 10%

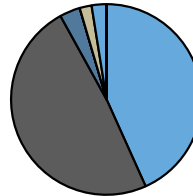


Russell Investments High Growth Option

Asset allocation ranges

	SAA %	Range %
Australian equities	43.2	25 – 85
International equities	48.7	25 – 85
Property	3.5	0 – 25
Fixed Income	0	0 – 15
Cash	2	0 – 15
Infrastructure	2.5	0 – 25
Commodities	0	0 – 10
Other Alternatives	0	0 – 25

Growth Investments around 100%



Strategic Asset Allocations (SAA) from 11 October 2022

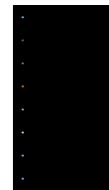
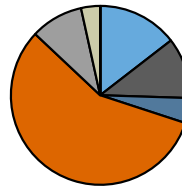
Russell Investments Pooled Superannuation Trust Options (Tax Exempt)

Russell Investments Defensive Tax Exempt Option

Asset allocation ranges

	SAA %	Range %
Australian equities	14.5	0 - 40
International equities	11	0 - 40
Property	4.5	0 - 20
Fixed Income	57	20 - 65
Cash	9.5	0 - 45
Infrastructure	3.5	0 - 20
Commodities	0	0 - 10
Other Alternatives	0	0 - 15

Growth Investments around 30%
Defensive Investments around 70%

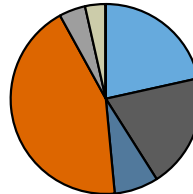


Russell Investments Diversified 50 Tax Exempt Option

Asset allocation ranges

	SAA %	Range %
Australian equities	21.5	10 - 50
International equities	19.5	10 - 50
Property	7.5	0 - 20
Fixed Income	43.5	10 - 50
Cash	4.5	0 - 30
Infrastructure	3.5	0 - 20
Commodities	0	0 - 10
Other Alternatives	0	0 - 20

Growth Investments around 50%
Defensive Investments around 50%



Strategic Asset Allocations (SAA) from 11 October 2022

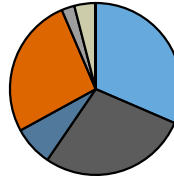
Russell Investments Pooled Superannuation Trust Options (Tax Exempt)

Russell Investments Balanced Opportunities Tax Exempt Option

Asset allocation ranges

	SAA %	Range %
Australian equities	31.5	15 – 60
International equities	28	15 – 60
Property	7.5	0 – 25
Fixed Income	26.5	0 – 45
Cash	2.5	0 – 25
Infrastructure	4	0 – 25
Commodities	0	0 – 10
Other Alternatives	0	0 – 25

Growth Investments around 70%
Defensive Investments around 30%

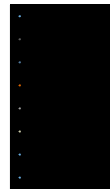
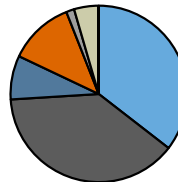


Russell Investments Growth Tax Exempt Option

Asset allocation ranges

	SAA %	Range %
Australian equities	35.5	20 – 75
International equities	38.5	20 – 75
Property	8.0	0 – 25
Fixed Income	12.0	0 – 30
Cash	1.5	0 – 20
Infrastructure	4.5	0 – 25
Commodities	0.0	0 – 10
Other Alternatives	0	0 – 25

Growth Investments around 90%
Defensive Investments around 10%

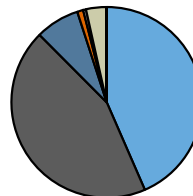


Russell Investments High Growth Tax Exempt Option

Asset allocation ranges

	SAA %	Range %
Australian equities	43.5	25 – 85
International equities	44	25 – 85
Property	7.5	0 – 25
Fixed Income	1	0 – 15
Cash	0.5	0 – 15
Infrastructure	3.5	0 – 25
Commodities	0	0 – 10
Other Alternatives	0	0 – 25

Growth Investments around 100%



Strategic Asset Allocations (SAA) are provided as additional information for investors, but may be changed from time to time without notice. SAA may not equal 100% due to rounding. Please refer to the relevant offer document for detailed information about the strategy of each product. The offer documents can be obtained by visiting www.russellinvestments.com.au or by calling 1300 798 298.

Strategic Asset Allocations (SAA) from 11 October 2022

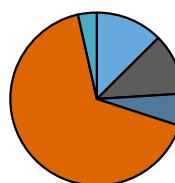
Russell Investments Portfolio Series

Russell Investments Portfolio Series - Conservative

Asset allocation ranges

	SAA %	Range %
Australian shares	12.5	0 - 25
International shares	11.5	0 - 25
Property - Listed Securities Property - Unlisted	6.0	0 - 20
Fixed Interest and Cash	66.5	30 - 90
Alternatives	3.5	0 - 25

Growth Investments around 30%
Defensive Investments around 70%


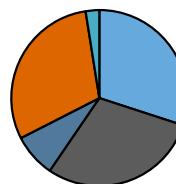


Russell Investments Portfolio Series - Balanced

Asset allocation ranges

	SAA %	Range %
Australian shares	30	15 - 45
International shares	29.5	15 - 45
Property - Listed Securities Property - Unlisted	8	0 - 20
Fixed Interest and Cash	30	10 - 50
Alternatives	2.5	0 - 35

Defensive Investments around 30%



Russell Investments Portfolio Series - Growth

Asset allocation ranges

	SAA %	Range %
Australian shares	34	20 - 60
International shares	40	20 - 60
Property - Listed Securities Property - Unlisted	9	0 - 30
Fixed Interest and Cash	15.5	0 - 30
Alternatives	1.5	0 - 35

Defensive Investments around 10%

