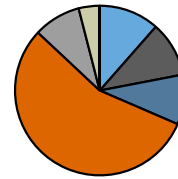


Strategic Asset Allocations (SAA) from 31 October 2020
Russell Investments Master Trust (iQ Super, Resource Super, Nationwide & iQ Retirement (Contribution Account))
Defensive
Asset allocation ranges

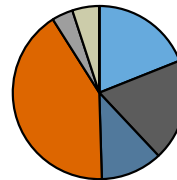
	SAA %	Range %
Australian equities	11.5	0 - 40
International equities	10.5	0 - 40
Property	9.5	0 - 15
Fixed Income	55.5	35-85
Cash	9	0-40
Infrastructure	4	0 - 15
Commodities	0	0 - 10
Other Alternatives	0	0 - 15

Growth Investments around 30%
Defensive Investments around 70%


Diversified 50
Asset allocation ranges

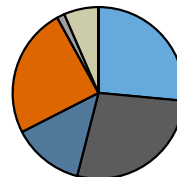
	SAA %	Range %
Australian equities	19	10 - 50
International equities	19	10 - 50
Property	11.5	0 - 20
Fixed Income	41.5	20-65
Cash	4	0-25
Infrastructure	5	0 - 20
Commodities	0	0 - 10
Other Alternatives	0	0 - 20

Growth Investments around 50%
Defensive Investments around 50%


Balanced Growth
Asset allocation ranges

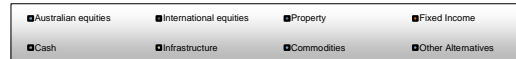
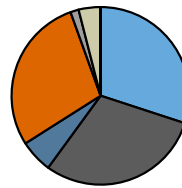
	SAA %	Range %
Australian equities	26.5	15 - 60
International equities	27.5	15 - 60
Property	13.5	0 - 25
Fixed Income	24.5	0 - 45
Cash	1.5	0 - 20
Infrastructure	6.5	0 - 25
Commodities	0	0 - 10
Other Alternatives	0	0 - 20

Growth Investments around 70%
Defensive Investments around 30%

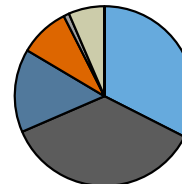


Strategic Asset Allocations (SAA) from 31 October 2020
Russell Investments Master Trust (iQ Super, Resource Super, Nationwide & iQ Retirement (Contribution Account))
**Blended Balanced
Asset allocation ranges**

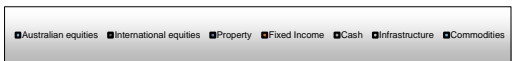
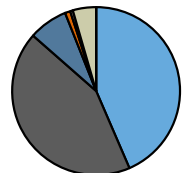
	SAA %	Range %
Australian equities	30	15 - 60
International equities	30	15 - 60
Property	6	0 - 25
Fixed Income	28.5	0 - 45
Cash	1.5	0 - 20
Infrastructure	4	0 - 25
Commodities	0	0 - 10
Other Alternatives	0	0 - 25

**Growth Investments around 70%
Defensive Investments around 30%**

**Growth
Asset allocation ranges**

	SAA %	Range %
Australian equities	32.5	20 - 75
International equities	36	20 - 75
Property	15	0 - 25
Fixed Income	9	0 - 30
Cash	1	0 - 20
Infrastructure	6.5	0 - 25
Commodities	0	0 - 10
Other Alternatives	0	0 - 25

**Growth Investments around 90%
Defensive Investments around 10%**

**High Growth
Asset allocation ranges**

	SAA %	Range %
Australian equities	43.5	25 - 85
International equities	43	25 - 85
Property	7.5	0 - 25
Fixed Income	1	0 - 15
Cash	0.5	0 - 15
Infrastructure	4.5	0 - 25
Commodities	0	0 - 10
Other Alternatives	0	0 - 25

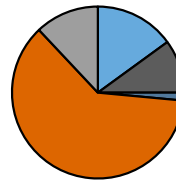
Growth Investments around 100%


Strategic Asset Allocations (SAA) from 31 October 2020

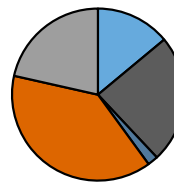
Russell Investments Master Trust (iQ Super, Resource Super, Nationwide & iQ Retirement (Contribution Account))

Multi-asset Income Strategy
Asset allocation ranges

	SAA	Range
	%	%
Australian equities	15	0 - 50
International equities	10	0 - 50
Property	1.5	0 - 30
Fixed Interest and Cash	61.5	30 - 100
Alternatives	12	0 - 50


Multi-asset Growth Strategy
Asset allocation ranges

	SAA	Range
	%	%
Australian equities	14	0 - 60
International equities	24	0 - 60
Property	2	0 - 30
Fixed Interest and Cash	38.5	10 - 95
Alternatives	21.5	0 - 60



Russell Investments Master Trust (iQ Super, Resource Super & Nationwide)

GoalTracker
Asset allocation ranges

	Age below 40		Age 41- 50	
	SAA %	Range %	SAA %	Range %
Australian equities	42.1	20 -80	42.1	20 -80
International equities	41.6	20 -80	41.6	20 -80
Property	7.6	0 -20	7.6	0 -20
Fixed Income	3.3	0 -30	3.3	0 -30
Cash	0.9	0 -20	0.9	0 -20
Infrastructure	4.5	0 -20	4.5	0 -20
Commodities	0.0	0 -10	0.0	0 -10
Other Alternatives	0.0	0 -20	0.0	0 -20

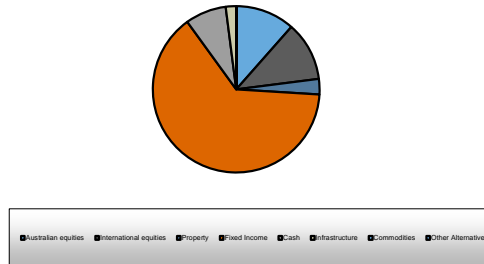
	Age 51- 55		Age 56 - 60	
	SAA %	Range %	SAA %	Range %
Australian equities	35.5 - 40.7	20 -70	28.8 - 34.0	20 -70
International equities	34.8 - 40.3	20 -80	28.0 - 33.5	20 -70
Property	7.7 - 8.0	0 -20	8.1 - 8.4	0 -20
Fixed Income	5.6 - 14.7	0 -30	17.0 - 26.1	0 -50
Cash	1.2 - 2.6	0 -20	3.0 - 4.4	0 -30
Infrastructure	4.4 - 4.5	0 -20	4.3 - 4.4	0 -20
Commodities	0.0 - 0.0	0 -10	0.0 - 0.0	0 -10
Other Alternatives	0.0 - 0.0	0 -20	0.0 - 0.0	0 -20

	Age 60 +	
	SAA %	Range %
Australian equities	28.8	10 -60
International equities	28.0	10 -60
Property	8.4	0 -20
Fixed Income	26.1	10 -50
Cash	4.4	0 -30
Infrastructure	4.3	0 -20
Commodities	0.0	0 -10
Other Alternatives	0.0	0 -20

Strategic Asset Allocations (SAA) from 31 October 2020
Russell Investments Master Trust (iQ Retirement (Pension Account))
Defensive Tax Exempt Option
Asset allocation ranges

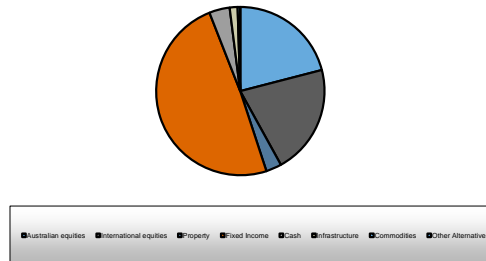
	SAA %	Range %
Australian equities	11.5	0 - 40
International equities	11.5	0 - 40
Property	3	0 - 15
Fixed Income	64	35 - 85
Cash	8	0 - 40
Infrastructure	2	0 - 15
Commodities	0	0 - 10
Other Alternatives	0	0 - 15

Growth Investments around 30%
Defensive Investments around 70%


Diversified 50 Tax Exempt Option
Asset allocation ranges

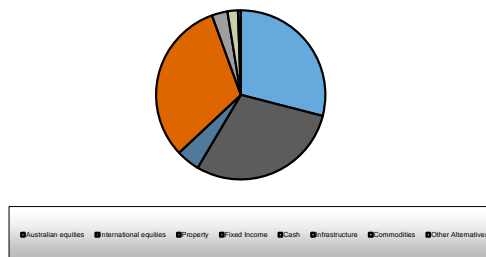
	SAA %	Range %
Australian equities	21	10 - 50
International equities	21	10 - 50
Property	3	0 - 20
Fixed Income	49	20 - 65
Cash	4	0 - 25
Infrastructure	1.5	0 - 20
Commodities	0.5	0 - 10
Other Alternatives	0	0 - 20

Growth Investments around 50%
Defensive Investments around 50%


Balanced Growth Tax Exempt Option
Asset allocation ranges

	SAA %	Range %
Australian equities	29	15 - 60
International equities	29.5	15 - 60
Property	4.5	0 - 25
Fixed Income	31.5	0 - 45
Cash	3	0 - 20
Infrastructure	2	0 - 25
Commodities	0.5	0 - 10
Other Alternatives	0	0 - 25

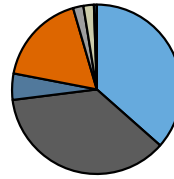
Growth Investments around 70%
Defensive Investments around 30%



Strategic Asset Allocations (SAA) from 31 October 2020
Russell Investments Master Trust (iQ Retirement (Pension Account))
Growth Tax Exempt Option
Asset allocation ranges

	SAA %	Range %
Australian equities	36.5	20 – 75
International equities	36.5	20 – 75
Property	5.0	0 – 25
Fixed Income	17.5	0 – 30
Cash	2.0	0 – 20
Infrastructure	2.0	0 – 25
Commodities	0.5	0 – 10
Other Alternatives	0	0 – 25

Growth Investments around 90%
Defensive Investments around 10%


High Growth Tax Exempt Option
Asset allocation ranges

	SAA %	Range %
Australian equities	44	25 – 85
International equities	44.5	25 – 85
Property	5	0 – 25
Fixed Income	3.5	0 – 15
Cash	0	0 – 15
Infrastructure	2.5	0 – 25
Commodities	0.5	0 – 10
Other Alternatives	0	0 – 25

Growth Investments around 100%

