

Q3

2024

THREE-SCENARIO PROBLEM

GLOBAL
MARKET
OUTLOOK

SYNOPSIS

Markets at mid-year 2024 are priced for a no-recession soft-landing scenario in the U.S., but mixed data signals are delaying rate cuts from most central banks. We believe this creates some risk of a harder landing—likely in the form of a mild recession—in late 2024/early 2025.

KEY MARKET THEMES

The key question of the year has been whether the U.S. economy is headed toward a soft-landing, hard-landing, or no-landing scenario—and a clear answer has yet to emerge. As 2024 reaches the halfway point, we see plausible reasons why any of these scenarios could occur.

The reacceleration or no-landing case is supported by above-trend jobs growth, double-digit expectations for corporate earnings growth, and inflation that remains stuck above 2.5%. The soft landing—or below-trend growth—scenario is backed by a slowdown in forward-looking labor market indicators. These include weaker hiring rates, cooling wage growth, and rising default rates on credit cards and auto loans.

The case for a hard landing or recession relies on historical precedent. The U.S. Federal Reserve's (Fed) rate-tightening campaign has been the most aggressive since former Fed Chairman Paul Volcker's tenure in the early 1980s, with rates currently sitting at their highest level in 23 years. The U.S. economy has never previously avoided a recession after a sustained period of restrictive monetary policy.

A no-landing scenario seems the least likely outcome, with plenty of evidence that the U.S. economy is slowing and inflation pressures are easing. In our view, the main debate is between a soft landing or a recession. The argument for a soft landing is that this cycle is so different that the normal rules do not apply. However, we think this could also be a case of *this time is longer* rather than *this time is different*, with the typical economic impacts caused by rising rates manifesting at a slower pace than normal, but still eventually sparking a recession.

While both scenarios look possible to us, we believe markets are underappreciating the risk of a mild recession, creating an asymmetry in the return outlook. From our vantage point, there is some return upside if soft-landing expectations are correct, but also the risk of a potentially significant drawdown if a recession does occur. We think it's more likely than not that the U.S. economy can dodge a recession in the year ahead, but macroeconomic uncertainty is high.



The outlook for the eurozone economies continues to brighten as industrial activity picks up, bank lending growth improves, and inflation tracks toward the European Central Bank's (ECB) comfort zone. We see European stocks as attractively valued relative to U.S. stocks.

In the UK, the outlook is beginning to improve, albeit from a low base. However, core inflation remains sticky at 3.9%, preventing the Bank of England (BoE) from signaling near-term rate cuts. We think the FTSE 100 Index is relatively attractive with a 12-month-ahead price-to-earnings ratio of 11.4 times and a 3.5% dividend yield.

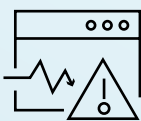
In China, policymakers have become more forceful in trying to turn the nation's property market around, effectively creating a program that allows local governments to purchase excess inventory in different cities. The size of this pilot program is not large, but we see this shift in the stance of policymakers as an important turning point in China's economy.

Japan's economic outlook looks decent, with manufacturing picking up, the China outlook becoming more supportive, and the depreciation in the Japanese yen boosting inbound tourism. We expect the Bank of Japan, which raised interest rates for the first time in 17 years in March, to likely raise rates further, albeit in a patient manner.

Because Australia's inflation pulse trails the rest of the world by about six months, we anticipate that the Reserve Bank of Australia (RBA) will likely lag major central banks in reducing rates. Our current base case is for a cut in November, but there is a growing risk that the RBA may stay on hold until early 2025.

The Canadian economy has avoided a recession as population growth has supported consumption and, in turn, GDP (gross domestic product) growth. However, the persistent increase in Canada's unemployment rate and a greater-than-3% contraction in per-capita GDP since the second quarter of 2022 indicate the economy has been weaker than the headline GDP suggests.

ECONOMIC VIEWS



U.S. RECESSION POSSIBILITIES

While a soft-landing scenario is our base case, we still see a 35% probability of a U.S. recession over the next 12 months.



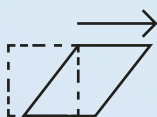
ARTIFICIAL INTELLIGENCE (AI) AND ECONOMIC GROWTH

We're more optimistic about the impacts of AI on GDP growth rates, given the early indications of efficiency gains in certain industries as well as the speed at which improvements are occurring. Additionally, we think the benefits of AI will likely lead to a reallocation of labor and new tasks, rather than the new technology simply being a cost-saving measure.



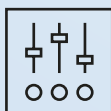
BANK OF CANADA RATE CUTS

We think the Bank of Canada could deliver three additional rate cuts this year as long as the country's disinflation trend continues.



EUROPEAN POLITICS

We believe political turmoil resulting from European parliamentary elections will likely subside in the coming months, allowing European equities to rebound.



BANK OF ENGLAND (BoE) EASING

Interest rate markets have priced 100 basis points of BoE easing over the next 12 months, which seems realistic given that inflation should get closer to the BoE's 2% target over the next year.

ASSET CLASS VIEWS

Equities: Neutral


We do not see extreme tactical opportunities across equity regions, sectors, or styles. Cheaper segments of the equity market include the value factor, small cap, financials, and emerging markets, but most of these exposures carry higher betas in a period of elevated uncertainty. As a result, our equity strategies are generally neutral and emphasize stock selection as the main driver of risk and return in portfolios.

Fixed income: Attractive valuations for government bonds

We see government bonds as attractively valued. We think many developed-market sovereigns offer good carry, with real yields at their highest levels in decades and the potential for double-digit returns in a recession scenario. Notably, credit spreads are historically tight for both investment grade and high yield corporates, leaving an unattractive risk-reward profile for multi-asset investors.

Currencies: Neutral

We are neutral on most major currencies, with the U.S. dollar looking expensive and the yen particularly cheap on a purchasing power parity basis over the medium-term.



Please visit:

[russellinvestments.com/ca](https://www.russellinvestments.com/ca)

to read the complete [2024 Global Market Outlook — Q3 update](#)

IMPORTANT INFORMATION

The views in this Global Market Outlook report are subject to change at any time based upon market or other conditions and are current as of June 24, 2024. While all material is deemed to be reliable, accuracy and completeness cannot be guaranteed.

Nothing in this publication is intended to constitute legal, tax, securities or investment advice, nor an opinion regarding the appropriateness of any investment, nor a solicitation of any type. This information is made available on an “as is” basis. Russell Investments Canada Limited does not make any warranty or representation regarding the information.

Please remember that all investments carry some level of risk, including the potential loss of principal invested. They do not typically grow at an even rate of return and may experience negative growth. As with any type of portfolio structuring, attempting to reduce risk and increase return could, at certain times, unintentionally reduce returns. Keep in mind that, like all investing, multi-asset investing does not assure a profit or protect against loss.

No model or group of models can offer a precise estimate of future returns available from capital markets. We remain cautious that rational analytical techniques cannot predict extremes in financial behavior, such as periods of financial euphoria or investor panic. Our models rest on the assumptions of normal and rational financial behavior. Forecasting models are inherently uncertain, subject to change at any time based on a variety of factors and can be inaccurate. Russell Investments believes that the utility of this information is highest in evaluating the relative relationships of various components of a globally diversified portfolio. As such, the models may offer insights into the prudence of over or under weighting those components from time to time or under periods of extreme dislocation. The models are explicitly not intended as market timing signals.

Forecasting represents predictions of market prices and/or volume patterns utilizing varying analytical data. It is not representative of a projection of the stock market, or of any specific investment.

Investment in global, international or emerging markets may be significantly affected by political or economic conditions and regulatory requirements in a particular country. Investments in non-domestic markets can involve risks of currency fluctuation, political and economic instability, different accounting standards and foreign taxation. Such securities may be less liquid and more volatile. Investments in emerging or developing markets involve exposure to economic structures that are generally less diverse and mature, and political systems with less stability than in more developed countries.

Currency investing involves risks including fluctuations in currency values, whether the home currency or the foreign currency. They can either enhance or reduce the returns associated with foreign investments.

Bond investors should carefully consider risks such as interest rate, credit, default and duration risks. Greater risk, such as increased volatility, limited liquidity, prepayment, non-payment and increased default risk, is inherent in portfolios that invest in high yield (“junk”) bonds or mortgage-backed securities, especially mortgage-backed securities with exposure to sub-prime mortgages. Generally, when interest rates rise, prices of fixed income securities fall.

Performance quoted represents past performance and should not be viewed as a guarantee of future results.

The S&P 500® Index, or the Standard & Poor’s 500, is a stock market index based on the market capitalizations of 500 large companies having common stock listed on the NYSE or NASDAQ.

The Bloomberg Global Treasury Index tracks fixed-rate, local currency government debt of investment grade countries, including both developed and emerging markets. The index represents the treasury sector of the Global Aggregate Index. The index was created in 1992, with history available from January 1, 1987.

Indexes are unmanaged and cannot be invested in directly.

Copyright © Russell Investments Canada Limited 2024. All rights reserved.

Russell Investments is the operating name of a group of companies under common management, including Russell Investments Canada Limited.

Russell Investments’ ownership is composed of a majority stake held by funds managed by TA Associates Management, L.P., with a significant minority stake held by funds managed by Reverence Capital Partners, L.P. Certain of Russell Investments’ employees and Hamilton Lane Advisors, LLC also hold minority, non-controlling, ownership stakes.

Frank Russell Company is the owner of the Russell trademarks contained in this material and all trademark rights related to the Russell trademarks, which the members of the Russell Investments group of companies are permitted to use under license from Frank Russell Company. The members of the Russell Investments group of companies are not affiliated in any manner with Frank Russell Company or any entity operating under the “FTSE RUSSELL” brand.

2024 Global Market Outlook – Q3 update
CORP-12517