

# Multi-Asset Growth Strategy Fund

QUARTERLY COMMENTARY – 3<sup>rd</sup> Quarter 2019

## Highlights

### Performance

The Fund (Class S) finished the third quarter of 2019 down -0.93% on an absolute basis. The Fund is up +6.47% YTD.

- **What worked** – Global REITs; U.S. Large Cap Equity; U.S. Bonds
- **What didn't work** – Emerging Market Equity; U.S. Small Cap; Commodities; Emerging Market Debt

### Positioning

The Fund maintains an underweight position to expensive U.S. equity and prefers exposure to non-U.S. equity markets. However, the Fund has reduced its position in Emerging

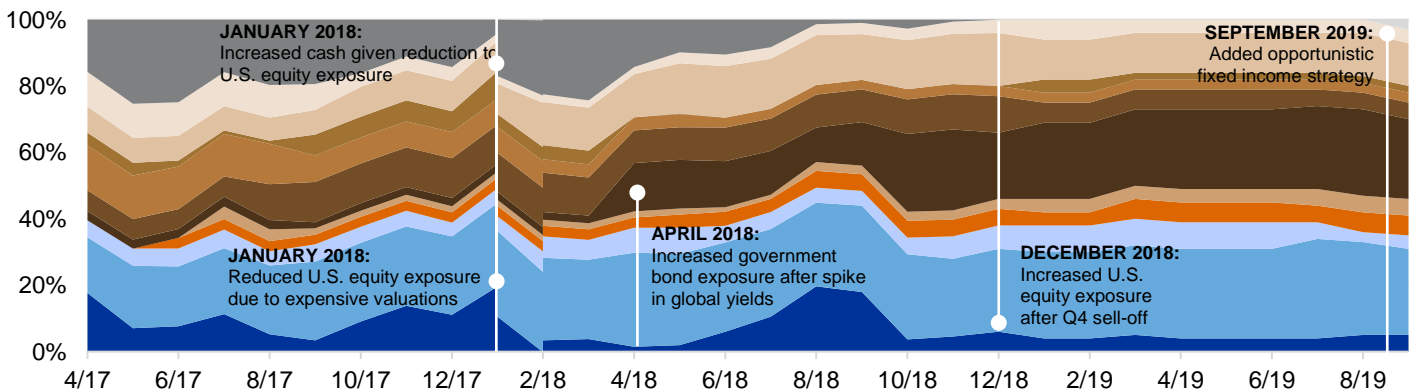
Markets to seek to manage the Fund's risk profile.

Additionally, defensive, value stocks are preferred over growth stocks given the stretched valuations.

Within fixed income, the Fund maintains a preference for securitized debt over return-seeking asset classes such as high yield debt and bank loans. Opportunistic fixed income exposure was added to seek to provide downside protection.

Overall, the Fund continues to maintain risk below long-term strategic levels but will continue to cautiously add risks as volatility persists in capital markets.

## Asset allocation in action



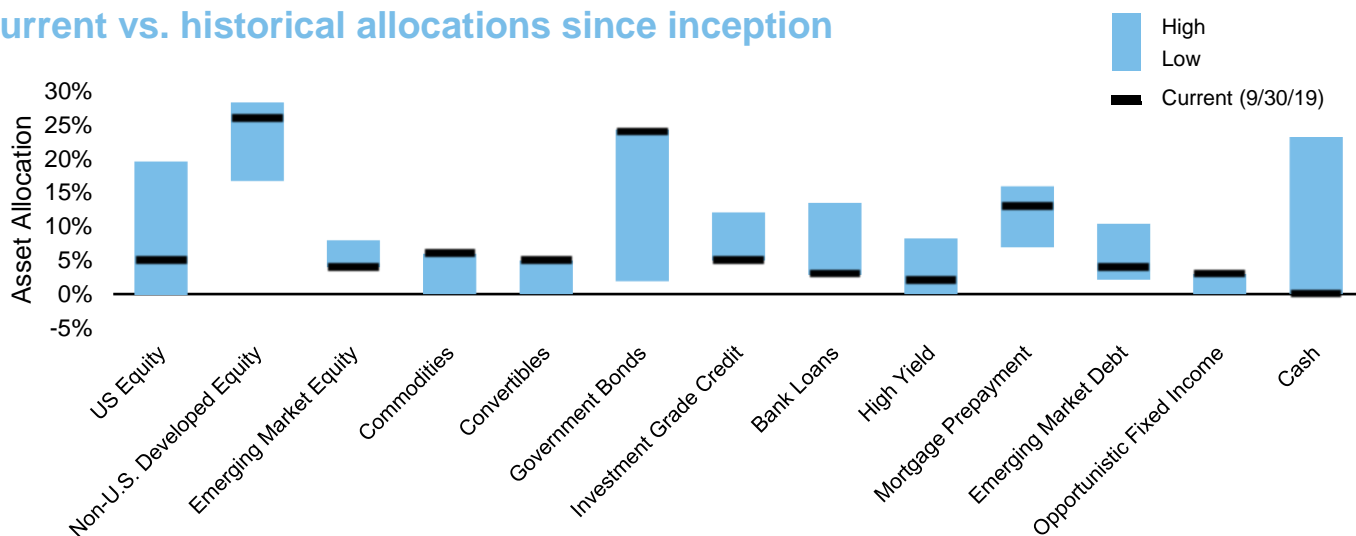
	As of 9/30	As of 6/30	Historical range
<b>Equity, REITs, &amp; Infrastructure</b>			
U.S. Equity	5%	5%	0 - 20%
Non-U.S. Developed Equity	26%	27%	17 - 28%
Emerging Market Equity	4%	8%	4 - 8%
<b>Alternatives</b>			
Commodities	6%	6%	0 - 6%
<b>Fixed Income</b>			
Government Bonds	24%	24%	2 - 24%
Investment Grade Credit	5%	6%	6 - 12%
High Yield Debt	2%	2%	0 - 8%
Bank Loans	3%	3%	3 - 13%
Convertible Bonds	5%	4%	0 - 4%
Mortgage Prepayment	13%	12%	7 - 16%
Emerging Market Debt	4%	4%	2 - 10%
Opportunistic Fixed Income	3%	0%	0 - 3%
<b>Absolute Return</b>			
Cash*	0%	0%	0 - 25%

**Russell Investments Portfolio Managers monitor the underlying positions and risk exposures daily and can shift asset class allocations (up to 25%) in response to market – and valuation – changes and opportunities.**

Actual allocations of the Fund may vary. Does not include liquidity reserves managed directly by Russell Investments, which may include 5% or more of fund assets.

\*Percentages generally include the impact of derivatives. Actual cash levels may differ than illustrated if serving as collateral for the Fund's derivative exposures.

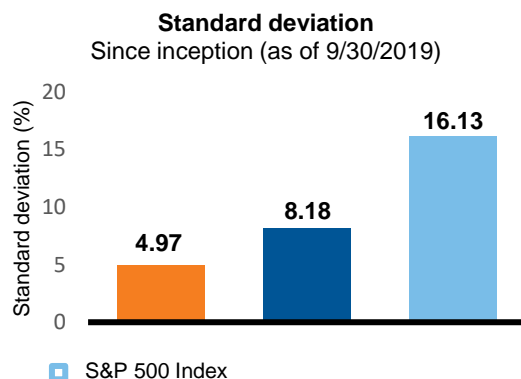
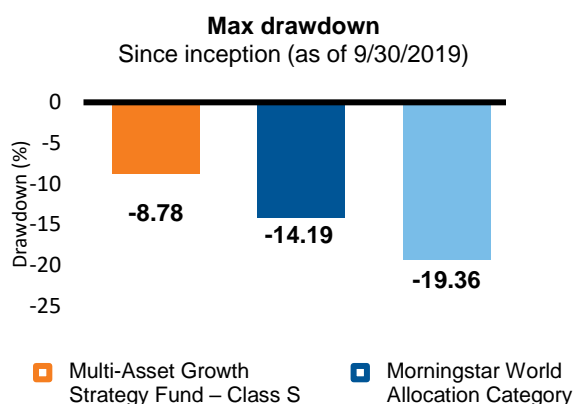
## Current vs. historical allocations since inception



## Performance review

As of September 30, 2019	Annualized (%)								Annual Fund Operating Expenses Effective 03/01/2019	
	1 month	3 month	YTD	1 year	3 years	5 years	10 years	Since Inception (3/7/17)	Total ‡	Net ‡
Multi-Asset Growth Strategy Fund – Class S†.(a)	0.29	-0.93	6.47	1.45	-	-	-	2.94	1.24	0.95
S&P 500 Index	1.87	1.70	20.55	4.25	13.39	10.84	13.24	n/a	n/a	n/a
Morningstar World Allocation Category	1.23	0.10	10.44	1.50	4.87	3.11	4.61	n/a	n/a	n/a

**Performance information is historical and does not guarantee future results. Investment return and principal value will fluctuate so that redeemed shares may be worth more or less than their original cost. Current performance may be lower or higher than the performance data quoted. Current to the most recent month-end performance for Russell Investments mutual funds is available by visiting: [russellinvestments.com/us/funds/performance-prices](http://russellinvestments.com/us/funds/performance-prices).**



Standard deviation is a statistical measure of the degree to which an individual value in a probability distribution tends to vary from the mean of the distribution. The greater the degree of dispersion, the greater the risk.

Max drawdown is the peak to trough decline during a specific record period of an investment or fund. It is usually quoted as the percentage between the peak to the trough.

Source: Russell Investments and Morningstar Direct

† Performance is net of fees for class shown.

‡ The Annual Net Operating Expense may be less than the Annual Total Operating Expense and represents the actual expenses expected to be borne by shareholders after application of: (a) a contractual cap and reimbursement on expenses through February 29, 2020. These contractual agreements may not be terminated during the relevant periods except at the Board of Trustee's discretion. Details of these agreements are in the current prospectus. Absent these reductions, the Fund's returns would have been lower.

## About the Fund

### Investment goal

The Fund seeks to achieve equity-like returns over the long term, but with a less volatile investing experience, particularly on the downside.

### Fund highlights

- **Broadly diversified** to access multiple sources of return and limit the frequency and magnitude of portfolio declines
- **Access to high conviction, third-party money managers** who Russell Investments has researched and identified
- **Dynamically managed** for changing market conditions

## Manager spotlight



**Asset class:** Fixed Income

**Role:** Mortgages/Opportunistic fixed income

### What this manager brings to the Fund

Putnam brings two strategies to the Fund: a mortgage strategy and an opportunistic fixed income strategy. Putnam's mortgage strategy seeks to generate return by capturing yield and capital appreciation from investments in mortgage credit as well as by seeking opportunities in the more interest rate sensitive agency mortgage derivatives. These two styles of mortgage securities tend to diversify one another and lead to better risk-adjusted performance. Putnam will utilize derivatives to implement its investment strategy. Putnam's opportunistic fixed income strategy—which is a tail-risk hedging strategy against risk-off market events and subsequent flight to fixed income securities—is designed to benefit from increases in interest rate volatility.

### Russell Investments' Manager Analysis

Putnam's mortgage strategy is managed by Michael Salm, co-Head of Fixed Income Investments. Mike also manages the opportunistic fixed income strategy, together with Matthew Walkup and James Wang, two macro strategists. Mike's knowledge of the agency derivatives markets and ability to express prepayment views therein are among the best in the markets. Russell Investments also believes Putnam's capabilities for rotating between prepayment sectors are elite in the traditional fixed income space and that Putnam has a good understanding of complementary risks in the securitized markets. Russell Investments views Michael as a thoughtful and experienced fixed income investor with in-depth knowledge in derivatives and volatility markets.

## Manager allocation

The percentages below represent the target allocation of the Fund's assets to each money manager's strategy and Russell Investment Management, LLC (RIM). This does not include liquidity reserves managed directly by Russell Investments, which may constitute 5% or more of fund assets at any given time.

Firm Name	Role	Target Allocation	Year Assigned
Atlantic Investment Management, LLC *	Global Equity – All Cap Value	4.0%	2018
Boston Partners Global Investors, Inc. *	U.S. Equity - Small Cap Value	3.0%	2017
Cohen & Steers Capital Management, Inc. †*	Global Real Estate Securities	6.0%	2017
Colonial First State Asset Management (Australia) Limited *	Global Listed Infrastructure	6.0%	2017
GLG LLC	Emerging Markets Debt	7.0%	2017
Hermes Investment Management Limited	High Yield Debt	7.0%	2017
Invesco Advisers, Inc.* <sup>2</sup>	Global equity – All Cap Value	2.5%	2017
Kopernik Global Investors LLC *	Global Equity - All Cap Value	2.5%	2017
Levin Easterly Partners LLC* <sup>1</sup>	U.S. Equity - Large Cap Value	2.5%	2017
Oaktree Capital Management, L.P.	Convertibles	6.0%	2017
Putnam Investment Management, LLC	Mortgages/Opportunistic Fixed Income	16.0%	2017
RiverPark Advisors, LLC *	U.S. Equity - Large Cap Growth	4.0%	2017
Sompo Japan NipponKoa Asset Management Co., Ltd. *	Japan Equity – Large Cap Value	3.0%	2017
THL Credit Advisors LLC	Bank Loans	7.0%	2017
Russell Investment Management, LLC (RIM)**	Positioning Strategies	23.5%	2018

---

\* Non-discretionary money manager. Russell Investment Management, LLC (RIM) manages this portion of the Fund's assets based upon a model portfolio provided by the money manager. RIM manages this portion of the Fund to affect the Fund's investment strategies and/or to actively manage the Fund's overall exposures to seek to achieve the desired risk / return profile for the Fund.

\*\* Russell Investment Management, LLC (RIM) manages this portion of the Fund's assets to affect the Fund's investment strategies and/or to actively manage the Fund's overall exposures to seek to achieve the desired risk/return profile for the Fund. Positioning strategies are used to seek excess return and manage portfolio risks by targeting specific exposures. These strategies are used in conjunction with allocations to third party managers to fully reflect Russell Investments' strategic and dynamic views with integrated liquidity and risk management.

† Cohen & Steers Capital Management, Inc. refers to Cohen & Steers Capital Management, Inc. (New York, NY), Cohen & Steers UK Limited (London, UK) and Cohen & Steers Asia Limited (Central Hong Kong)

<sup>1</sup> Levin Easterly Partners LLC acquired Levin Capital Strategies, L.P. effective June 2019.

<sup>2</sup> Invesco Advisers, Inc. acquired OFI Global Institutional, Inc. effective May 2019.

Money Managers listed are current as of September 30, 2019. Subject to the Fund's Board approval, Russell Investment Management, LLC has the right to engage or terminate a money manager at any time and without a shareholder vote, based on an exemptive order from the Securities and Exchange Commission. Investments in the Funds are not deposits with or other liabilities of any of the money managers and are subject to investment risk, including loss of income and principal invested and possible delays in payment or redemption proceeds. The money managers do not guarantee the performance of any Fund or any particular rate of return.

While the investment styles employed by the money managers are intended to be complementary, they may not in fact be complementary. A multi-manager approach could result in more exposure to certain types of securities and higher portfolio turnover.

---

**Fund objectives, risks, charges and expenses should be carefully considered before investing. A summary prospectus, if available, or a prospectus containing this and other important information can be obtained by calling 800-787-7354 or by visiting russellinvestments.com. Please read a prospectus carefully before investing.**

**Important Information**

Diversification and strategic asset allocation do not assure profit or protect against loss in declining markets. Mutual Fund investing involves risk. Principal loss is possible.

Indices are unmanaged and cannot be invested in directly. Index returns represent past performance and are not a guarantee of future performance.

**Morningstar World Allocation Category:** World-allocation portfolios seek to provide both capital appreciation and income by investing in three major areas: stocks, bonds, and cash. While these portfolios do explore the whole world, most of them focus on the U.S., Canada, Japan, and the larger markets in Europe. It is rare for such portfolios to invest more than 10% of their assets in emerging markets. These portfolios typically have at least 10% of assets in bonds, less than 70% of assets in stocks, and at least 40% of assets in non-U.S. stocks or bonds.

Index definitions: **S&P 500 Index:** Free-float capitalization-weighted index of the prices of 500 large-cap common stocks actively traded in the United States.

Investments in infrastructure-related companies have greater exposure to the potential adverse economic, regulatory, political and other changes affecting such entities. Investment in non-U.S. and emerging market securities is subject to the risk of currency fluctuations and to economic and political risks associated with such foreign countries.

Bond investors should carefully consider risks such as interest rate, credit, default and duration risks. Greater risk, such as increased volatility, limited liquidity, prepayment, non-payment and increased default risk, is inherent in portfolios that invest in high yield ("junk") bonds or mortgage-backed securities, especially mortgage-backed securities with exposure to sub-prime mortgages. Generally, when interest rates rise, prices of fixed income securities fall.

The Fund may invest in derivatives, including futures, options, forwards and swaps. Investments in derivatives may cause the Fund's losses to be greater than if it invests only in conventional securities and can cause the Fund to be more volatile. Derivatives involve risks different from, or possibly greater than, the risks associated with other investments.

Use of currency trading strategies may adversely impact a Fund's ability to meet its investment objective. Investments that are allocated across multiple types of securities may be exposed to a variety of risks based on the asset classes, investment styles, market sectors, and size of companies preferred by the investment managers. Investors should consider how the combined risks impact their total investment portfolio and understand that different risks can lead to varying financial consequences, including loss of principal. Please see a prospectus for further details.

Russell Investments' ownership is composed of a majority stake held by funds managed by TA Associates with minority stakes held by funds managed by Reverence Capital Partners and Russell Investments' management.

Frank Russell Company is the owner of the Russell trademarks contained in this material and all trademark rights related to the Russell trademarks, which the members of the Russell Investments group of companies are permitted to use under license from Frank Russell Company. The members of the Russell Investments group of companies are not affiliated in any manner with Frank Russell Company or any entity operating under the "FTSE RUSSELL" brand.

**Securities products and services offered through Russell Investments Financial Services, LLC, member FINRA, part of Russell Investments.**

Copyright © 2019 Russell Investments Group, LLC. All rights reserved. This material is proprietary and may not be reproduced, transferred, or distributed in any form without prior written permission from Russell Investments. It is delivered on an "as is" basis without warranty.

RIFIS-22117 First Used: October 2019.

Not a Deposit. Not FDIC Insured. May Lose Value. Not Bank Guaranteed. Not Insured by any Federal Government Agency.
---