

# Russell Investments High Dividend Australian Shares ETF

RDV

Fund Facts	
ASX Ticker	RDV
Inception date	11 May 2010
Benchmark	Russell Australia High Dividend Index
Portfolio Manager	Andrew Zenonos
Distribution frequency	Quarterly
Index Reconstitution Frequency	Semi-Annually
Number of holdings	58
Management Cost (p.a.)	0.34%
Authorised Participants	Citigroup Global Markets Australia Pty Limited Merrill Lynch Equities (Australia) Limited ABN AMRO Clearing Sydney Pty Ltd Susquehanna Pacific Pty Ltd* J.P. Morgan Securities Australia Limited Nine Mile Financial Pty Limited*

## Fund Objective

To aim to provide a total return before costs and tax, in line with the Russell Australia High Dividend Index over the long term.

## Investment strategy

The Fund seeks to track the performance of the Russell Australia High Dividend Index by investing predominantly in Australian shares and trusts listed on the ASX. The index is weighted to companies that are expected to make high dividend payments. Derivatives may also be used to a limited extent to obtain or reduce exposure to such securities.

## Index Description

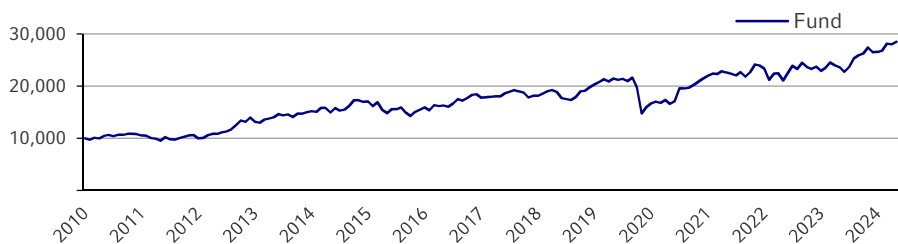
The Russell High Dividend Index is an equity index provided by the Frank Russell Company (Index Provider). It is designed to provide investors with exposure to above average dividends, including franking credits through a diversified exposure to blue chip Australian companies. The index includes large cap companies and is a custom index built using an objective, transparent and market-driven construction.

## Performance Review (%)

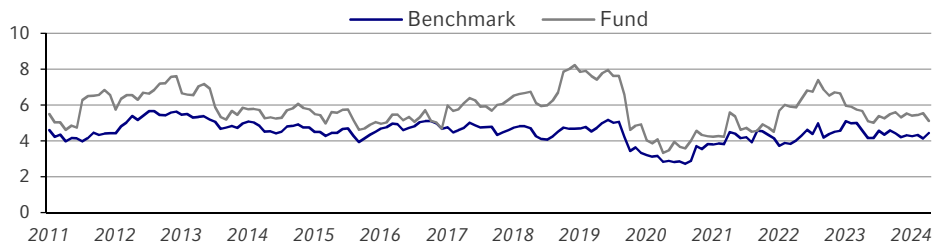
Period Ending 30/09/2024	1 month %	3 months %	1 year %	3 years %p.a.	5 years %p.a.	Since Inception %p.a.
Total Return	1.71	6.45	20.84	8.03	5.84	7.33
Growth Return	0.45	5.14	15.72	2.40	0.75	1.68
Distribution Return	1.26	1.31	5.12	5.63	5.09	5.65
Benchmark Return	1.74	6.56	21.41	8.42	6.07	7.73
ASX 200 Index	2.97	7.79	21.77	8.45	8.38	8.75

Performance is net of fees and charges. Past performance is not a reliable indicator of future performance. The distribution return reflects income paid from the Fund, whilst the growth return reflects changes in the capital values of the assets. Index performance does not take into account any management costs that are associated with the Fund.

## Growth of \$10,000



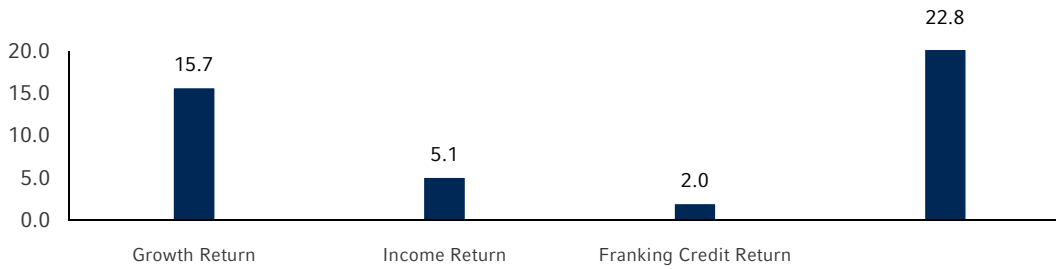
## 12 Month Rolling Income Return



# Russell Investments High Dividend Australian Shares ETF

RDV

## 1 Year Return Decomposition



## Key Data Points vs ASX 200 Index (%)

	Fund	Benchmark
12 Month trailing dividend yield	4.45	3.48
Assets Under Management	\$254,648,677	n/a

Dividend yield for the Fund is calculated based on the last 12 months' distributions divided by the Fund's closing NAV per unit.

Key data points calculated for the ASX 200 are estimates only and based on the portfolio-weighted average of the dividend yields of the ASX 200 constituents.

## Sector Allocation vs ASX 200 Index (%)

	Fund	Benchmark
Financials	38.07	31.74
Materials	11.83	21.13
Consumer Discretionary	11.13	7.49
Industrials	8.55	6.94
Energy	7.45	4.14
Consumer Staples	7.32	3.93
Utilities	5.47	1.40
Real Estate	4.49	7.03
Communication Services	3.85	3.60
Health Care	1.85	9.42
Information Technology	0.00	3.18

## Top Ten Issuers (%)

	Fund	Benchmark
BHP Group Ltd		
Commonwealth Bank of Australia		
Westpac Banking Corp		
ANZ Group Holdings Ltd		
National Australia Bank Ltd		
Telstra Group Ltd		
Harvey Norman Holdings Ltd		
Metcash Ltd		
Origin Energy Ltd		
Aurizon Holdings Ltd		

# Russell Investments High Dividend Australian Shares ETF

RDV

## ESG Data

	Fund	Benchmark
ESG Risk Score	20.55	19.87
Carbon Footprint	164.51	151.21
Tobacco Exposure	0.00%	0.00%

**ESG Risk Score:** Higher scores imply higher ESG risk.

The ESG Risk Score is the weighted average of the Sustainalytics' Risk Score for companies in the portfolio. The Sustainalytics' Risk Score focuses on ESG issues that are financially material to the company and incorporates both risk exposure and issue management. The scores range from 0 to 100 where higher scores imply higher ESG risk.

**Carbon Footprint:** Higher score implies greater carbon exposure. The Carbon Footprint is the Weighted Average Carbon Intensity which we define as relative carbon emissions as the weighted average of portfolio companies' Scope 1 & 2 GHG emissions divided by revenue (CO<sub>2</sub>e/\$1M revenue USD).

**Tobacco Exposure:** Defined as the weight of securities in the portfolio classified as being in the GICS tobacco subindustry.

To find out more about Russell Investments or how you can use ETFs to diversify your portfolio in just one transaction, you can: visit our website at [russellinvestments.com.au/etfs](https://russellinvestments.com.au/etfs) or email us at [ETFenquiries@russellinvestments.com](mailto:ETFenquiries@russellinvestments.com)

To invest in Russell Investments ETFs, contact your adviser or broker today.

Russell Investment Management Ltd

ABN 53 068 338 974

AFS Licence Number 247 185

Level 28, 85 Castlereagh Street

Sydney, NSW 2000

## Important Information

Issued by Russell Investment Management Ltd ABN 53 068 338 974, AFS Licence 247185 (RIM). This document provides general information only and has not been prepared having regard to your objectives, financial situation or needs. Before making an investment decision, you need to consider whether this information is appropriate to your objectives, financial situation and needs. Any potential investor should consider the latest Product Disclosure Statement (PDS) for the Russell Investments High Dividend Australian Shares ETF (ETF) in deciding whether to acquire, or to continue to hold, units in the ETF. A copy of the PDS can be obtained by visiting [russellinvestments.com.au/etfs](https://russellinvestments.com.au/etfs). Only persons who have been authorised as trading participants under the Australian Securities Exchange (ASX) Operating Rules can apply for units in the ETF through the PDS. Investors who are not Authorised Participants but are looking to acquire units in the ETF cannot invest through the PDS, but may purchase units on the ASX. Please consult your stockbroker or financial adviser. The Target Market Determinations for the RIM Funds are available on our website at [russellinvestments.com/au/support/tmds](https://russellinvestments.com/au/support/tmds). Performance data relating to indexes does not take into account fees, charges or taxes and is not in any way an indicator of the net return to you as an investor. Indexes are unmanaged and cannot be invested in directly. Neither the performance of the fund nor the repayment of capital or any income is guaranteed by RIM. Past performance is not a reliable indicator of future performance. The Russell Australia High Dividend Index (the "Index") is a trademark of Frank Russell Company ("Russell") and has been licensed for use by RIM. The ETF is not in any way sponsored, endorsed, sold or promoted by Russell or the London Stock Exchange Group companies ("LSEG") (together the "Licensor Parties") and none of the Licensor Parties make any claim, prediction, warranty or representation whatsoever, expressly or impliedly, either as to (i) the results to be obtained from the use of the Index (upon which the ETF is based), (ii) the figure at which the Index is said to stand at any particular time on any particular day or otherwise, or (iii) the suitability of the Index for the purpose to which it is being put in connection with the ETF. None of the Licensor Parties have provided or will provide any financial or investment advice or recommendation in relation to the Index to RIM or to its clients. The Index is calculated by Russell or its agent. None of the Licensor Parties shall be (a) liable (whether in negligence or otherwise) to any person for any error in the Index or (b) under any obligation to advise any person of any error therein.

Russell Investments became a signatory of the Principles for Responsible Investment (PRI) in 2009; the Carbon Disclosure Project's climate change program since 2010; and the Climate Action 100 in 2017. Russell Investments is also a member of the Institutional Investors Group on Climate Change (IIGCC) since 2015; and the Responsible Investment Association of Australasia. Russell Investments became a supporter for the Taskforce on Climate-Related Financial Disclosures (TCFD) in May 2019. Russell Investments has consecutively achieved an A+ rating for our strategy and governance approach from the PRI from 2016-2020. For further information visit [russellinvestments.com](https://russellinvestments.com).

Russell Investments' ownership is composed of a majority stake held by funds managed by TA Associates, with a significant minority stake held by funds managed by Reverence Capital Partners. Certain of Russell Investments' employees and Hamilton Lane Advisors, LLC also hold minority, non-controlling, ownership stakes.

This work is copyright 2024. Apart from any use permitted under the Copyright Act 1968, no part may be reproduced by any process, nor may any other exclusive right be exercised, without the permission of Russell Investment Management Ltd.