

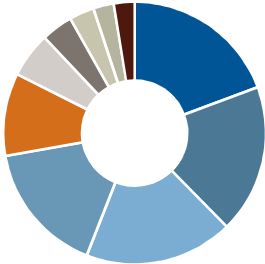
Russell Investments Long-Term Growth

August 31, 2024

Asset Allocation

Equity	71.4%
Real Assets	5.6%
Fixed Income	23.0%

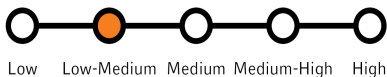
Pool Composition



Sub-adviser	Target
RIPL Multi-Factor Canadian Equity Pool	19.0%
RIPL Multi-Factor US Equity Pool	18.0%
RIPL Global Equity Pool	18.0%
RIGF Canadian Fixed Income Fund	16.0%
RIPL Multi-Factor International Equity Pool	10.0%
RIPL Strategic Income Pool	5.5%
RIPL Emerging Markets Equity Pool	3.8%
RIPL Global Smaller Companies Pool	3.0%
RIPL Global Real Estate Pool	2.5%
RIPL Global Infrastructure Pool	2.5%

Please see the prospectus for an explanation of the investment styles and risks of investing in a mutual fund.

Risk Tolerance



Fund Facts

Series Inception Date : 07/25/2005

Asset Class : Multi-Asset

MER: 1.29%

Total Fund Assets : \$182.59 M

Annualized std. dev. 3 yr: 10.45%

As of March 31, 2024. Management expense ratio (MER) is based on total expenses (excluding commissions and other portfolio transaction costs) for the stated period and is expressed as an annualized percentage of daily average net asset value during the period.

Std. dev. = standard deviation. For definition of terms please visit <https://russellinvestments.com/ca/glossary-of-terms>.

Fund Objective

To provide long-term capital growth primarily through exposure to Canadian and foreign equities. The Series F will have some exposure to Canadian fixed income investments which will reduce volatility and also provide some growth through capital appreciation of these investments, as well as providing income.

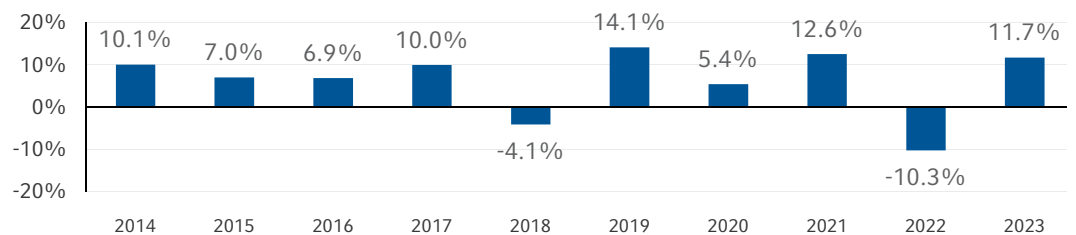
Investment Strategy

Russell Investments Long-Term Growth (The Fund) invests primarily in Underlying Funds. It has a target asset allocation of 23% fixed income exposure and 77% equity and real asset exposure. The equity exposure of The Fund is roughly 25% Canadian equities, and 75% foreign equities.

Performance Review

	1 month	3 months	6 months	Year to date	1 year	3 years	5 years	10 years	Since inception
Series F	0.5%	4.7%	8.2%	12.2%	16.8%	4.6%	7.1%	6.3%	5.9%

Annual Returns



All Performance shown is for Series F. Series F is a wrap or fee-for-service program and as such, the performance shown does not include the advisory fee paid by the investor to the dealer that would have reduced returns. Series F management fees are lower than Series B. Annual returns are calendar year returns for the last ten years or since inception if the Fund has less than ten years of history. Performance is annualized except for periods of less than one year.

Ten Largest Holdings

Holdings	Weight
Canadian Government Bond	3.2%
Province Of Ontario Canada	1.9%
Microsoft Corp	1.6%
Royal Bank Of Canada	1.5%
Apple Inc	1.4%
Nvidia Corp	1.1%
Canadian Government Real Return Bond	1.1%
Toronto-Dominion Bank/The	1.1%
Alphabet Inc	1.1%
United States Treasury Inflation Indexed Bonds	1.0%

Cash holdings are included in the calculation of weights, but excluded from the holdings list. In instances where another Russell Investments fund is held, look-through is conducted to underlying securities.

Holdings by sector

Sector	Weight
Government Related	29.0%
Corporate - Investment Grade	27.6%
Treasuries	24.4%
Other	6.1%
Securitized	5.3%
Corporate - High Yield	4.0%
Emerging Markets - Hard Currency	3.5%
Emerging Markets - Local Currency	0.0%

The "Other" component includes cash and cash equivalents, derivatives and currency.

August 31, 2024

Russell Investments Long-Term Growth

Regional Weights

Region	Weight
United States	39.3%
Canada	36.3%
Europe ex UK	8.9%
Japan	4.0%
Emerging Markets	3.7%
United Kingdom	2.7%
Other	2.2%
Asia ex Japan	1.5%
Australia/New Zealand	1.4%

This list does not include unclassified securities and may not add to 100%

Fund Codes (FRC)

	Trust	Class
B (front load)	301	1042
F (fee based)	801	1044
O	481	1401

For additional Series Fund Codes, visit www.russellinvestments.com/ca/fundcodes

Important Information

Commissions, trailing commissions, management fees and expenses all may be associated with mutual fund investments. Please read the prospectus before investing. The indicated rates of returns are the historical annual compounded total returns including changes in unit/share value and reinvestment of all dividends or distributions and does not take into account sales, redemption, distribution or optional charges or income taxes payable by any security holder that would have reduced returns. Mutual Funds are not guaranteed, their values change frequently and past performance may not be repeated.

As with all mutual funds, investment in this mutual fund contains risks that may make it unsuitable for investors, depending on their investment objectives and risk tolerance. If the fund does not perform as intended, an investor may experience a loss of part or all of their principal invested. Please read the prospectus of this fund for a detailed description of the risks involved in this investment.

Copyright © Russell Investments Canada Limited 2024. All rights reserved.

Frank Russell Company is the owner of the Russell trademarks contained in this material and all trademark rights related to the Russell trademarks, which the members of the Russell Investments group of companies are permitted to use under license from Frank Russell Company. The members of the Russell Investments group of companies are not affiliated in any manner with Frank Russell Company or any entity operating under the "FTSE RUSSELL" brand.

Russell Investments is the operating name of a group of companies under common management, including Russell Investments Canada Limited. Russell Investments' ownership is composed of a majority stake held by funds managed by TA Associates Management, L.P., with a significant minority stake held by funds managed by Reverence Capital Partners, L.P. Certain of Russell Investments' employees and Hamilton Lane Advisors, LLC also hold minority, non-controlling, ownership stakes.

Upon request, we will provide our publications in accessible formats in a timely manner, depending upon document specifications. Date of first publication: September 2024