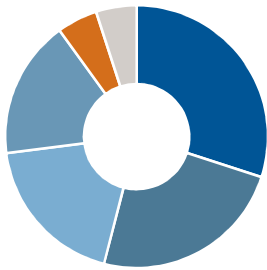


# Russell Investments Multi-Factor Global Balanced

December 31, 2024

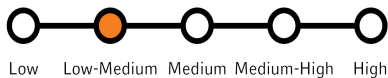
## Pool Composition



Sub-adviser	Target
RIPL Fixed Income Pool	30.0%
RIPL Multi-Factor US Equity Pool	24.0%
RIPL Multi-Factor International Equity Pool	19.0%
RIPL Multi-Factor Canadian Equity Pool	17.0%
RIPL Global Real Estate Pool	5.0%
RIPL Global Infrastructure Pool	5.0%

Please see the prospectus for an explanation of the investment styles and risks of investing in a mutual fund.

## Risk Tolerance



## Fund Facts

Series Inception Date : 11/23/2018

Asset Class : Multi-Asset

MER: 1.74%

Total Fund Assets : \$9.97 M

Yield to Maturity : 4.03%

Annualized std. dev. 3 yr: 9.97%

Std. dev. = standard deviation. For definition of terms please visit <https://russellinvestments.com/ca/glossary-of-terms>. Data shown is as of 31 October 2024.

## Fund Objective

To provide long-term capital growth with some income, primarily through exposure to Canadian and foreign equity securities and, to a lesser extent, exposure to fixed income investments using multiple factors to select investments. The fund may invest in other mutual funds.

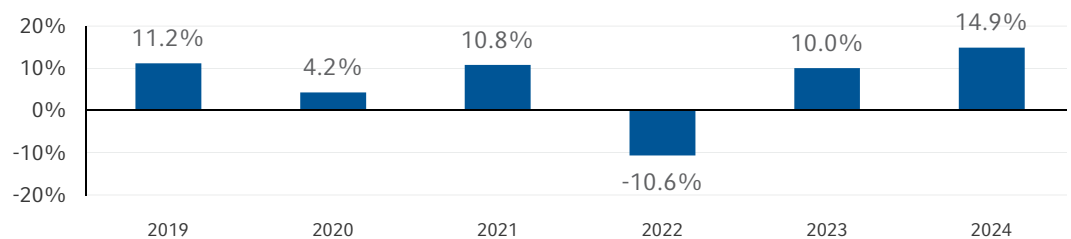
## Investment Strategy

Russell Investments Multi-Factor Global Balanced (The Fund) uses research driven analysis that seeks to isolate and assess a diversified set of factors, each of which is intended to identify suitable investments.

## Performance Review

	1 month	3 months	6 months	Year to date	1 year	3 years	5 years	10 years	Since inception
Series B	-1.3%	2.1%	8.3%	14.9%	14.9%	4.2%	5.5%	-	6.2%

## Annual Returns



All Performance shown are only for Series B and are net of fees and expenses. Annual returns are calendar year returns for the last ten years or since inception if the Fund has been offering securities by way of prospectus for more than one year but less than 10 years. Performance is annualized except for periods of less than one year.

## Ten Largest Holdings

Holdings	Weight
Canadian Government Bond	5.6%
Province Of Ontario Canada	2.4%
Royal Bank Of Canada	2.0%
Apple Inc	1.6%
Canadian Mortgage Pools	1.5%
Microsoft Corp	1.4%
Nvidia Corp	1.4%
Toronto-Dominion Bank/The	1.4%
Province Of Quebec Canada	1.3%
Enbridge Inc	1.1%

Cash holdings are included in the calculation of weights, but excluded from the holdings list. In instances where another Russell Investments fund is held, look-through is conducted to underlying securities.

## Fixed Income Sector Weights

	Weight
Government Related	34.4%
Corporate - Investment Grade	32.7%
Treasuries	20.2%
Other	7.6%
Corporate - High Yield	3.5%
Securitized	1.4%
Emerging Markets - Hard Currency	0.2%

This list does not include unclassified securities and may not add to 100%. Other includes investment vehicles not falling within one of the top nine sectors listed above.

December 31, 2024

# Russell Investments Multi-Factor Global Balanced

## Regional Weights

Region	Weight
Canada	43.7%
United States	32.3%
Europe ex UK	10.0%
Japan	4.5%
Other	3.1%
United Kingdom	3.0%
Australia/New Zealand	1.9%
Asia ex Japan	1.1%
Emerging Markets	0.4%

This list does not include unclassified securities and may not add to 100%

## Fund Codes (FRC)

	Trust	Trust USD
B (front load)	260	220
F (fee based)	560	520
O	660	N/A

For additional Series Fund Codes, visit [www.russellinvestments.com/ca/fundcodes](http://www.russellinvestments.com/ca/fundcodes)

## Important Information

Commissions, trailing commissions, management fees and expenses all may be associated with mutual fund investments. Please read the prospectus before investing. The indicated rates of returns are the historical annual compounded total returns including changes in unit/share value and reinvestment of all dividends or distributions and does not take into account sales, redemption, distribution or optional charges or income taxes payable by any security holder that would have reduced returns. Mutual Funds are not guaranteed, their values change frequently and past performance may not be repeated.

As with all mutual funds, investment in this mutual fund contains risks that may make it unsuitable for investors, depending on their investment objectives and risk tolerance. If the fund does not perform as intended, an investor may experience a loss of part or all of their principal invested. Please read the prospectus of this fund for a detailed description of the risks involved in this investment.

Nothing in this publication is intended to constitute legal, tax, securities or investment advice, nor an opinion regarding the appropriateness of any investment, nor a solicitation of any type. This is a publication of Russell Investments Canada Limited and has been prepared solely for information purposes. It is made available on an "as is" basis. Russell Investments Canada Limited does not make any warranty or representation regarding the information.

Copyright © Russell Investments Canada Limited 2024. All rights reserved.

Frank Russell Company is the owner of the Russell trademarks contained in this material and all trademark rights related to the Russell trademarks, which the members of the Russell Investments group of companies are permitted to use under license from Frank Russell Company. The members of the Russell Investments group of companies are not affiliated in any manner with Frank Russell Company or any entity operating under the "FTSE RUSSELL" brand.

Russell Investments is the operating name of a group of companies under common management, including Russell Investments Canada Limited. Russell Investments' ownership is composed of a majority stake held by funds managed by TA Associates Management, L.P., with a significant minority stake held by funds managed by Reverence Capital Partners, L.P. Certain of Russell Investments' employees and Hamilton Lane Advisors, LLC also hold minority, non-controlling, ownership stakes.

Upon request, we will provide our publications in accessible formats in a timely manner, depending upon document specifications. Date of first publication: January 2025