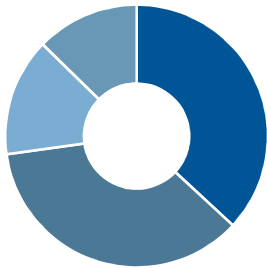


# Russell Investments Global Infrastructure Pool - Series ETF

May 31, 2024

## Pool Composition

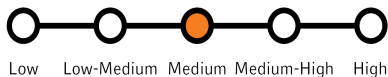


Sub-adviser	Target
First Sentier Investors (Australia) IM Ltd	36.9%
Nuveen Asset Management, LLC	35.9%
Cohen & Steers Capital Management, Inc.	14.5%
Russell Investments	12.7%

Please see the prospectus for an explanation of the investment styles and risks of investing in a mutual fund.

Sub-advisers are current as of the report end date and are subject to change. Russell Investments has the right to engage or terminate a sub-adviser at any time and without notice.

## Risk Tolerance



## Fund Facts

Series Inception Date : 01/22/2020

MER: 1.08%

Total Fund Assets : \$1,212.80 M

Price to Earnings : 18.86

Price to Book : 2.26

Dividend Yield : 3.8%

Weighted Average Market Cap : \$59.24 B

Annualized std. dev. 3 yr : 11.87%

CORPORATE CLASS: A similar corporate class fund is available.

As of March 31, 2024. Management expense ratio (MER) is based on total expenses (excluding commissions and other portfolio transaction costs) for the stated period and is expressed as an annualized percentage of daily average net asset value during the period.

Reflects the annual rate at which dividends are being paid. It is the weighted average of each stock's annual dividend rate (including any one time special dividends) divided by the price of the stock as of April 30, 2024.

Investment management fees, expenses and taxes are not included in this calculation that would have decreased the yield shown. Dividend yields can change based on the performance of underlying stocks.

Std. dev. = standard deviation. For definition of terms please visit <https://russellinvestments.com/ca/glossary-of-terms>.

## Fund Objective

To provide long-term growth of capital and current income primarily through exposure to equity and fixed-income securities issued by companies that are involved in, or indirectly benefit from, the development, maintenance, servicing or management of infrastructures.

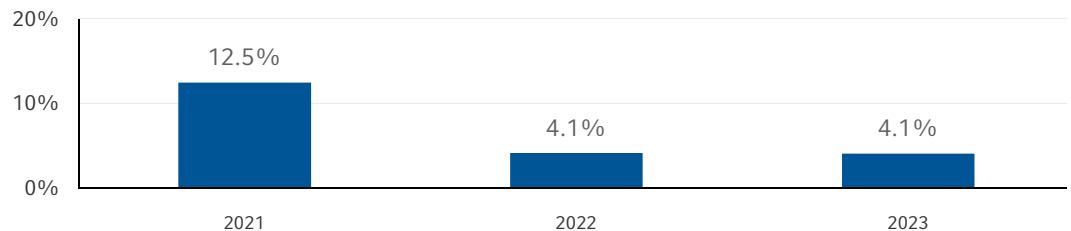
## Investment Strategy

Russell Investments Global Infrastructure Pool (The Fund) principally invests in equity securities, including common stock of infrastructure companies economically tied to a number of countries around the world in a globally diversified manner.

## Performance Review

	1 month	3 months	6 months	Year to date	1 year	3 years	5 years	10 years	Since inception
Series ETF	4.7%	8.8%	9.6%	8.1%	10.6%	8.7%	-	-	4.2%

## Annual Returns



All Performance shown is for the ETF Series and calculated using the ETF Series net asset value after expenses have been deducted. These expenses reduce the return of the ETF Series. ETF Series trade like stocks, fluctuate in market value and may trade at prices above or below their net asset value. Annual returns are calendar year returns for the last ten years or since inception if the Fund has less than ten years of history. Performance is annualized except for periods of less than one year.

## Ten Largest Holdings

Holdings	Weight
Nextera Energy Inc	6.1%
Transurban Group	4.1%
Cheniere Energy Inc	3.7%
Aena Sme Sa	3.5%
Southern Co/The	3.2%
Grupo Aeroportuario Del Pacifico Sab De Cv	3.0%
Grupo Aeroportuario Del Sureste Sab De Cv	2.9%
Duke Energy Corp	2.8%
Getlink Se	2.7%
Iberdrola Sa	2.4%

Cash holdings are included in the calculation of weights, but excluded from the holdings list. In instances where another Russell Investments fund is held, look-through is conducted to underlying securities.

## Holdings by sector

Sector	Weight
Utilities	43.3%
Industrials	35.8%
Energy	15.8%
Real Estate	3.2%
Communication Services	1.0%
Financials	0.3%
Consumer Discretionary	0.2%
Information Technology	0.2%
Materials	0.1%
Health Care	0.1%
Consumer Staples	0.1%
Other	0.0%

This list does not include unclassified securities and may not add to 100%. Other includes investment vehicles not falling within one of the top nine sectors listed above.

May 31, 2024



# Russell Investments Global Infrastructure Pool - Series ETF

For additional Series Fund Codes, visit [www.russellinvestments.com/ca/fundcodes](http://www.russellinvestments.com/ca/fundcodes)

## Regional Weights

Region	Weight
United States	47.0%
Europe ex UK	20.8%
Emerging Markets	10.5%
Australia/New Zealand	9.6%
Canada	6.7%
United Kingdom	2.9%
Japan	2.0%
Asia ex Japan	0.6%

This list does not include unclassified securities and may not add to 100%

## Important Information

Commissions, trailing commissions, management fees and expenses all may be associated with mutual fund investments. Please read the prospectus before investing. The indicated rates of returns are the historical annual compounded total returns including changes in unit/share value and reinvestment of all dividends or distributions and does not take into account sales, redemption, distribution or optional charges or income taxes payable by any security holder that would have reduced returns. Mutual Funds are not guaranteed, their values change frequently and past performance may not be repeated.

As with all mutual funds, investment in this mutual fund contains risks that may make it unsuitable for investors, depending on their investment objectives and risk tolerance. If the fund does not perform as intended, an investor may experience a loss of part or all of their principal invested. Please read the prospectus of this fund for a detailed description of the risks involved in this investment.

Copyright © Russell Investments Canada Limited 2024. All rights reserved.

Frank Russell Company is the owner of the Russell trademarks contained in this material and all trademark rights related to the Russell trademarks, which the members of the Russell Investments group of companies are permitted to use under license from Frank Russell Company. The members of the Russell Investments group of companies are not affiliated in any manner with Frank Russell Company or any entity operating under the "FTSE RUSSELL" brand.

Russell Investments is the operating name of a group of companies under common management, including Russell Investments Canada Limited. Russell Investments' ownership is composed of a majority stake held by funds managed by TA Associates Management, L.P., with a significant minority stake held by funds managed by Reverence Capital Partners, L.P. Certain of Russell Investments' employees and Hamilton Lane Advisors, LLC also hold minority, non-controlling, ownership stakes.

Upon request, we will provide our publications in accessible formats in a timely manner, depending upon document specifications. Date of first publication: June 2024

RETAIL-03797 (EXP 05/2024)