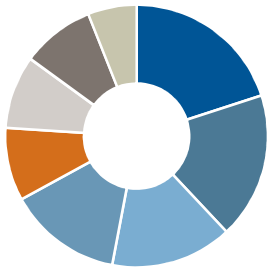


Russell Investments Global Smaller Companies Pool

June 30, 2024

Pool Composition

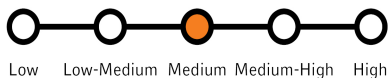


Sub-adviser	Target
Russell Investments	20.0%
Boston Partners Global Investors, Inc.	18.0%
Four Seasons Asia Investment Pte. Ltd.	15.0%
Copeland Capital Management, LLC	14.0%
Liontrust Investment Partners LLP	9.0%
AllianceBernstein Canada, Inc.	9.0%
Calamos Advisors LLC	9.0%
Joh. Berenberg, Gossler & Co. KG	6.0%

Please see the prospectus for an explanation of the investment styles and risks of investing in a mutual fund.

Sub-advisers are current as of the report end date and are subject to change. Russell Investments has the right to engage or terminate a sub-adviser at any time and without notice.

Risk Tolerance



Fund Facts

Series Inception Date : 10/29/2010

MER: 1.25%

Total Fund Assets : \$98.56 M

Price to earnings : 20.81

Price to book : 1.93

Dividend yield : 1.9%

Weighted average market cap : \$6.12 B

Annualized std. dev. 3 yr : 14.11%

As of March 31, 2024. Management expense ratio (MER) is based on total expenses (excluding commissions and other portfolio transaction costs) for the stated period and is expressed as an annualized percentage of daily average net asset value during the period.

Reflects the annual rate at which dividends are being paid. It is the weighted average of each stock's annual dividend rate (including any one time special dividends) divided by the price of the stock as of May 31, 2024.

Investment management fees, expenses and taxes are not included in this calculation that would have decreased the yield shown. Dividend yields can change based on the performance of underlying stocks.

Std. dev. = standard deviation. For definition of terms please visit <https://russellinvestments.com/ca/glossary-of-terms>.

Fund Objective

To provide long-term capital appreciation principally through exposure to equity securities of issuers with a smaller market capitalization.

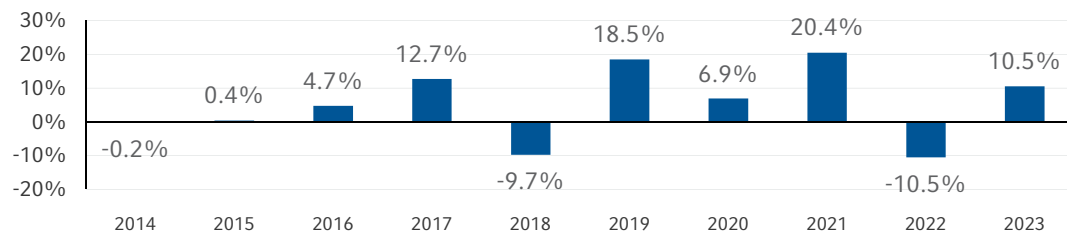
Investment Strategy

Russell Investments Global Smaller Companies Pool (The Fund) invests primarily in shares of foreign companies, using the following styles: market-oriented, quality, value, growth and small capitalization.

Performance Review

	1 month	3 months	6 months	Year to date	1 year	3 years	5 years	10 years	Since inception
Series F	-1.5%	-1.0%	8.3%	8.3%	12.9%	3.6%	8.0%	4.7%	5.5%

Annual Returns



All Performance shown is for Series F. Series F is a wrap or fee-for-service program and as such, the performance shown does not include the advisory fee paid by the investor to the dealer that would have reduced returns. Series F management fees are lower than Series B. Annual returns are calendar year returns for the last ten years or since inception if the Fund has less than ten years of history. Performance is annualized except for periods of less than one year.

Ten Largest Holdings

Holdings	Weight
Pandora A/S	0.6%
Balfour Beatty Plc	0.6%
Nishi-Nippon Financial Holdings Inc	0.5%
Kyushu Financial Group Inc	0.5%
Bekaert Sa	0.5%
4Imprint Group Plc	0.4%
Yurtec Corp	0.4%
Tenet Healthcare Corp	0.4%
Ringkjoebing Landbobank A/S	0.4%
Mitsubishi Heavy Industries Ltd	0.4%

Cash holdings are included in the calculation of weights, but excluded from the holdings list. In instances where another Russell Investments fund is held, look-through is conducted to underlying securities.

Holdings by sector

Sector	Weight
Industrials	23.3%
Information Technology	14.8%
Financials	14.5%
Health Care	10.5%
Consumer Discretionary	10.2%
Materials	7.7%
Energy	5.7%
Communication Services	4.4%
Real Estate	4.1%
Consumer Staples	3.2%
Utilities	1.5%
Other	0.0%

This list does not include unclassified securities and may not add to 100%. Other includes investment vehicles not falling within one of the top nine sectors listed above.

June 30, 2024

Russell Investments Global Smaller Companies Pool

Regional Weights

Region	Weight
United States	60.9%
Europe ex UK	12.2%
Japan	10.9%
United Kingdom	5.9%
Canada	4.9%
Australia/New Zealand	3.3%
Asia ex Japan	1.0%
Emerging Markets	0.9%

This list does not include unclassified securities and may not add to 100%

Fund Codes (FRC)

	Trust	Class
B (front load)	763	2760
F (fee based)	768	2765
O	769	5012

For additional Series Fund Codes, visit www.russellinvestments.com/ca/fundcodes

Important Information

Commissions, trailing commissions, management fees and expenses all may be associated with mutual fund investments. Please read the prospectus before investing. The indicated rates of returns are the historical annual compounded total returns including changes in unit/share value and reinvestment of all dividends or distributions and does not take into account sales, redemption, distribution or optional charges or income taxes payable by any security holder that would have reduced returns. Mutual Funds are not guaranteed, their values change frequently and past performance may not be repeated.

As with all mutual funds, investment in this mutual fund contains risks that may make it unsuitable for investors, depending on their investment objectives and risk tolerance. If the fund does not perform as intended, an investor may experience a loss of part or all of their principal invested. Please read the prospectus of this fund for a detailed description of the risks involved in this investment.

Diversification and strategic asset allocation do not assure a profit or protect against loss in declining markets.

Nothing in this publication is intended to constitute legal, tax, securities or investment advice, nor an opinion regarding the appropriateness of any investment, nor a solicitation of any type. This is a publication of Russell Investments Canada Limited and has been prepared solely for information purposes. It is made available on an "as is" basis. Russell Investments Canada Limited does not make any warranty or representation regarding the information.

Copyright © Russell Investments Canada Limited 2024. All rights reserved.

Frank Russell Company is the owner of the Russell trademarks contained in this material and all trademark rights related to the Russell trademarks, which the members of the Russell Investments group of companies are permitted to use under license from Frank Russell Company. The members of the Russell Investments group of companies are not affiliated in any manner with Frank Russell Company or any entity operating under the "FTSE RUSSELL" brand.

Russell Investments is the operating name of a group of companies under common management, including Russell Investments Canada Limited. Russell Investments' ownership is composed of a majority stake held by funds managed by TA Associates Management, L.P., with a significant minority stake held by funds managed by Reverence Capital Partners, L.P. Certain of Russell Investments' employees and Hamilton Lane Advisors, LLC also hold minority, non-controlling, ownership stakes.

Upon request, we will provide our publications in accessible formats in a timely manner, depending upon document specifications. Date of first publication: July 2024