

Investment Strategy

The Fund generally invests in a broad selection of securities listed on foreign stock exchanges. The Fund will be fully unhedged at all times, providing investors with exposure to foreign exchange fluctuations as well as underlying share price movements.

Portfolio Characteristics

Funds Under Managemem..	\$2.52m
Number of Holdings	92
Turnover Ratio %	30.62
Latest Distribution Date	31 December 2025
Latest Distribution Amount	0.0308
Benchmark	MSCI World (ex-Australia) Accumulation Index in \$A (net dividends reinvested)

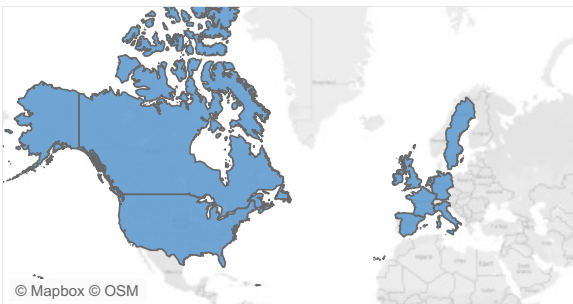
Fund Facts

APIR Code	ZUR0518AU
Inception Date	14 October 2005
Total Est. Management Cost %	0.99
Est. Transactional Op. Cost %	0
Buy/Sell Spread %	0.04
Distribution Frequency	Semi Annually
Underlying Fund Manager	Lazard Asset Management Pacific Co

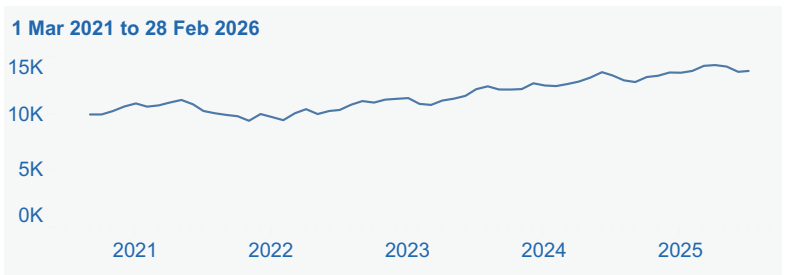
Fund Performance After Fees*

	1 Month	3 Months	1 Year	3 Years	5 Years	Since Inception
Distribution	0.00	0.04	12.32	9.52	10.49	9.54
Growth	0.56	-3.66	-9.40	0.48	-2.02	-1.47
Total	0.56	-3.62	2.92	10.00	8.46	8.07
Benchmark	-1.09	-4.68	5.74	18.50	14.40	9.06

Market Exposure

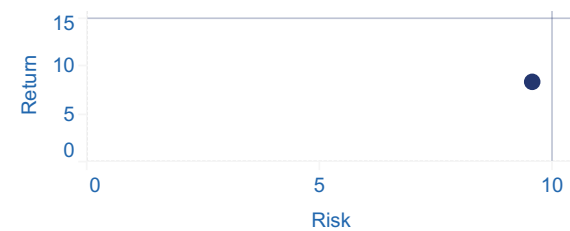


Investment Growth (\$10,000)

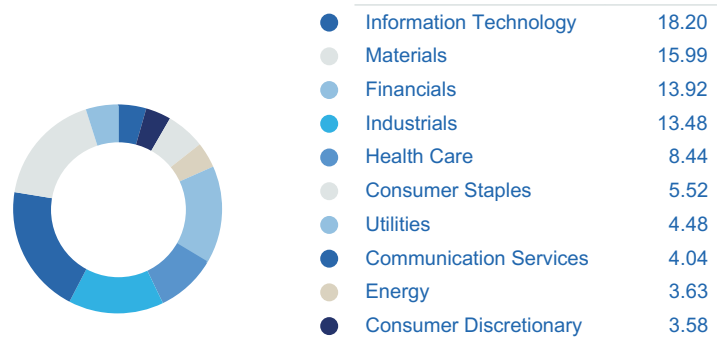


Risk Reward

1 Mar 2021 to 28 Feb 2026



Portfolio Equity Sectors (%)



Top 10 Holdings (%)

	Weight	Benchmark
Spdr Gold Trust	2.91	0.00
Taiwan Semiconduct Manuf..	2.72	0.00
Iberdrola Sa	2.52	0.18
Alphabet Inc Cap Stk Cl A	2.35	2.17
Microsoft Corp	2.05	3.31
Agnico Eagle Mines Ltd	1.98	0.00
Amazon Com Inc	1.93	2.41
Applied Materials Us	1.81	0.35
Mitsubishi Electric	1.74	0.09
Keysight Technologcom Usd	1.71	0.06

Risk Statistics

1 Mar 2021 to 28 Feb 2026

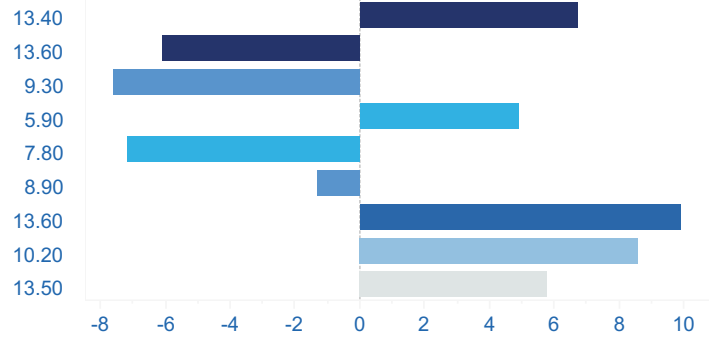
Std Dev	9.55
Alpha	-2.96
Beta	0.82
Sharpe Ratio (arith)	0.89
Up Capture Ratio	74.50
Down Capture Ratio	92.63
Currency Management %	0

Theme Weight %



- Bits of Chips
- Data and Agents
- Empowered Consumer
- Enduring Brands
- Future Health
- Multipolar Finance
- Scarce Commodities
- Smart Capex
- Sustainable Transitions

Contribution by Theme %



Note: Total will not add up to 100%, the balancing item is cash

Market Commentary

Global equities rose modestly in February, as investors adopted a cautious posture amid shifting market dynamics. The month was turbulent, marked by mounting worries about the risks posed by artificial intelligence (AI), which pressured the stock prices of technology giants after their AI driven surge. Concerns that lavish AI infrastructure spending may not yield hoped for profits, and that certain business models could be displaced by growing AI capabilities, fuelled an "AI scare trade" that triggered a sharp selloff in software maker stocks and spread to other sectors such as financials and real estate. Amid these concerns, investors rotated away from technology and other growth-oriented areas and into more value-oriented parts of the market.

Uncertainty around US trade policy also increased after the Supreme Court struck down the prior administration's tariffs, raising worries about potential tensions with trading partners. Meanwhile, global interest rate expectations remained central, with major central banks largely holding rates steady even as inflation trends diverged across regions.

Fund Commentary

The Fund rose in February and outperformed the negative index return. The top performing themes are discussed below in descending order of contribution.

Bits of Chips: The ongoing build-out of AI infrastructure produced revenue tailwinds for contract chipmaker Taiwan Semiconductor Manufacturing, chip equipment manufacturer Applied Materials, and testing and measurement provider Keysight Technologies, propelling them to the top-performing positions in the theme.

Smart Capex: Strong results linked to trends in electrification and Japanese factory automation demand boosted share prices at Schneider and Mitsubishi Electric, Fanuc, and Keyence respectively. Mitsubishi Electric appreciated most, driven by continued progress in its cost restructuring program.

In February, the investment team made two changes to the theme line-up.

The first is an evolution and combination between the "Software Apps and Agents" and "Data and AI" themes into "Data and Agents". This theme change reflects what had evolved as a commonality of divers between the themes in addition to the updated risk and opportunity set linked to new agentic AI tools.

The second is introduction of a new theme "Multipolar Finance" which is an evolution of the existing theme "NextGen Finance". The evolution of this theme reflects both the productivity and technology angle previously emphasised within NextGen Finance but for a broader and more international set of policy drivers.

Data and Agents - The convergence of foundational model advances and vertical industry plug-ins has created an environment where the distinction between software applications and data services is increasingly blurred. As LLMs evolve into a new layer between end users and underlying applications, the competitive dynamics facing both software vendors and data companies are becoming structurally intertwined. Proprietary data now has wider applications through agentic tools, while software systems of record are expanding vertically into AI-native workflows. Given the overlapping moat analysis, shared monetisation challenges, and complementary opportunity sets, treating these as a single consolidated theme more accurately reflects how value is being created and contested in practice.

Multipolar Finance - The evolution from NextGen Finance to Multipolar Finance reflects the emergence of a second, equally significant structural driver alongside the technology opportunity. While the productivity gains from AI and new technologies remain a core thesis, particularly given the data-intensive, relationship-driven nature of financial services, the seismic shift in global policy and capital flows has created a parallel and reinforcing tailwind. The post-WWII institutional order is undergoing profound change, and nations are actively competing for capital, reforming domestic markets and redirecting investment toward domestic priorities. Capturing both drivers together more fully reflects the breadth and depth of the opportunity set facing global financial services today.

* Performance returns quoted are compound rates of return calculated on exit prices and assume reinvestment of distributions. Returns are calculated net of all ongoing fees and any taxes payable by the fund. Total return includes both growth and distribution returns. Growth return is the change in exit price over the relevant period. The benchmark return shown is a gross return. Please note that figures shown are rounded to one decimal place, therefore some rounding errors may occur.

The Estimated Total Management Cost of 0.99% includes and Estimated Performance Fee of 0% and Estimated Indirect Costs of 0.01%.

Past performance is not a reliable indicator of future performance.

This report is issued by Zurich Investment Management Limited ABN: 56 063 278 400, AFSL: 232511, GIIN: FVHHKJ.00012.ME.036 : . The information in the report has been derived from sources reasonably believed to be reliable and accurate and is to be used for research purposes only. Subject to law, none of the companies of the Zurich Financial Services Australia Limited Group, nor their directors or employees, gives any representation or warranty as to the reliability, accuracy or completeness of the information, nor accepts any responsibility arising in any way (including by reason of negligence) from errors in or omissions from, the information provided. A Product Disclosure Statement (PDS) for the Fund is available and can be obtained by calling Zurich Investments on 131 551. The PDS should be considered in deciding whether to acquire, or to continue to hold, an investment in the fund. This information is of a general nature only and does not take into account the investment objectives, financial situation or particular needs of any investor and should not be taken as a securities or stock recommendation. These factors should be considered before any investment decision is made in relation to the fund. Furthermore, this product has been designed to meet certain objectives, financial situations and needs, which are described in our Target Market Determination available at zurich.com.au/tmd PIRD-024190-2026