

# Russell Investments Strategic Index Managed Portfolio - Diversified 50



Performance was positive across the major asset classes.

## Portfolio objective

The portfolio aims to provide returns over the medium term, with moderate volatility, consistent with a diversified mix of defensive and growth-oriented assets. The portfolio aims to perform in line with the benchmark over the long term, after fees.

## Portfolio strategy

The portfolio uses lower cost structures and typically invests in a diversified investment mix of with exposure to growth investments of around 50% such as Australian shares, international shares, property and alternatives; and defensive investments of around 50% such as cash and fixed income over the long term. The allocations will be actively managed within the allowable ranges depending on market conditions. The portfolio can invest in a mix of passive and active investments.

## Main portfolio highlights

Global bonds were positive as global volatility eased, and central banks shifted expectations to holding rates rather than raising to manage inflationary pressures. Australian bonds were flat. Global equities and international property experienced strong growth during the month. Global equities were strong performers; while Australian shares recovered from March losses, they lagged international equivalents.

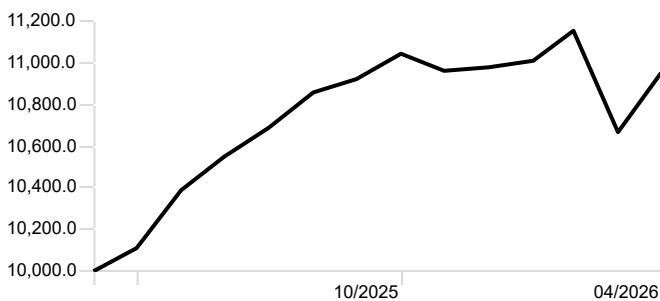
Global share markets performed well; Vanguard's MSCI Index International Shares ETFs (hedged and unhedged) were both positive. Australian shares were also positive, with the iShares Core S&P/ASX 200 ETF providing positive returns. The Macquarie Core Australian Equity Active ETF provided a positive return, performing largely in line with its benchmark. The Australian dollar appreciated around 4% during the month, influencing the value of assets held in foreign currency.

Global equities regained some stability in April though were still beset by headwinds and volatility due to the ongoing conflict in the Middle East. The United States outperformed during the period as strong earnings reports from large-cap tech firms boosted performance. April remained a transition month as a level of uncertainty permeated global markets. Strong economic reports out of the US helped support performance as did earnings resilience, outweighing macroeconomic concerns.

In domestic fixed income, the Russell Investments Australian Government Bond ETF was down in April as yields rose above 5% mid-month. The Russell Investments Australian Semi-Government Bond ETF was modestly higher.

## Growth of \$10,000

Time Period: 31/03/2025 to 30/04/2026



## Performance Review

As of Date: 30/04/2026

	Return
1 Month	2.66
3 Months	-0.53
1 Year	8.30
2 Years	—
3 Years	—
5 Years	—
YTD	-0.24
Since Inception	8.75

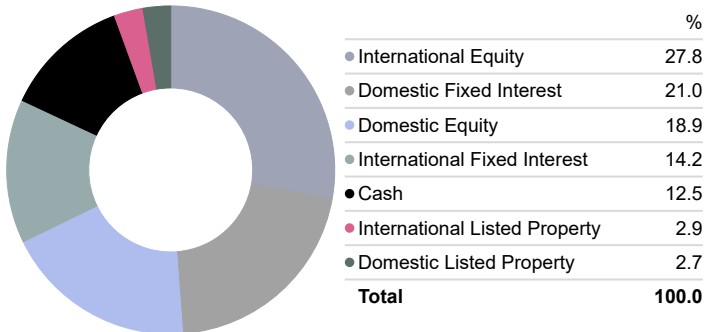
Inception date: 31/03/2025

# Russell Investments Strategic Index Managed Portfolio - Diversified 50



## Asset Allocation

Portfolio Date: 30/04/2026



## Long-term investing: Positioning for 5 years and beyond

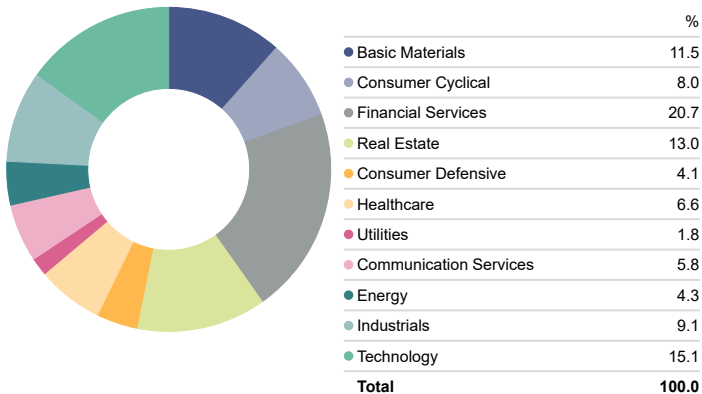
**The portfolio has a long-term asset allocation of 50% to growth assets.** Growth asset valuations have increased year to date but are below pre-pandemic levels. Long-term, forward-looking return expectations for US shares and high-yield debt have moderated. The economic outlook creates uncertainty in the near term, however in the long term, growth assets are still preferred due to superior returns relative to defensive assets.

**Defensive assets such as fixed income and cash have an allocation of 50% in the portfolio.** A tilt toward credit further enhances the long-term return potential, but also increases the risk of losses. Credit spreads have narrowed and are near their long-term averages. Government bonds are cheap across some markets and are now offering much higher yields than at the beginning of 2022.

**Strategically, the portfolio has positions in cheaper and higher momentum securities per our research.**

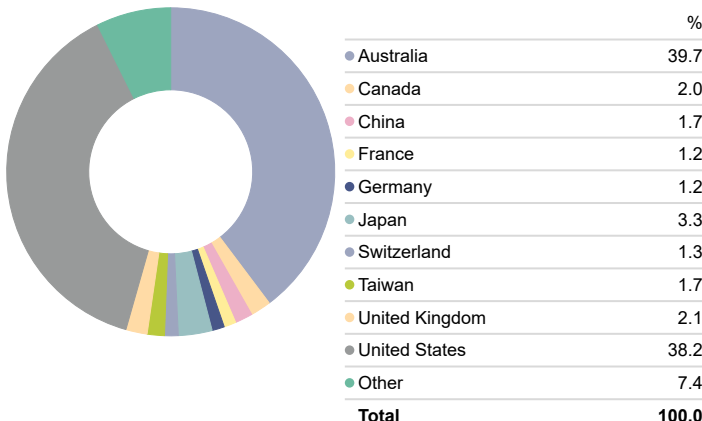
## Sector Allocation

Portfolio Date: 30/04/2026



## Regional Allocation

Portfolio Date: 30/04/2026



# Russell Investments Strategic Index Managed Portfolio - Diversified 50



## Detailed Asset Allocation

Portfolio Date: 30/04/2026

	Portfolio Weighting %
Russell Inv Australian Government Bd ETF	12.68
iShares Core S&P/ASX 200 ETF	11.89
Vanguard Global Aggregate Bd Hdg ETF	11.71
Vanguard MSCI Intl (Hdg) ETF	10.83
iShares Core Cash ETF	10.53
Russell Inv Australian Semi-Govt Bd ETF	6.07
Vanguard US Total Market Shares ETF	5.46
Macquarie Core Australian Equity Act ETF	5.25
Vanguard All-World ex-US Shares ETF	4.85
Vanguard MSCI Intl ETF	3.12
Vanguard International Prpty Secs IdxHdg	3.11
iShares S&P/ASX Small Ordinaries ETF	2.31
Russell Inv Australian Select CorpBd ETF	2.14
Vanguard Australian Property Secs ETF	1.94
Vanguard FTSE Emerging Markets Shrs ETF	1.81
Vanguard Intl Credit Secs (Hdg) ETF	1.65
Vanguard Global Value Equity Active ETF	1.23
iShares S&P Small-Cap ETF	1.14
iShares JP Morgan USD EmMkts Bd AUDH ETF	0.93

Allocations may not equal 100% due to rounding. In order to manage a fund/portfolio to its investment objectives, Russell Investments retains the discretion to change the underlying investments at any time, without notice to investors. Please refer to the relevant Product Disclosure Statement for more information.

FOR FINANCIAL PROFESSIONAL USE ONLY

# Russell Investments Strategic Index Managed Portfolio - Diversified 50



## Contact Russell Investments

For further information about Russell Investments please visit [russellinvestments.com.au](http://russellinvestments.com.au)

## Important Information



Russell Investments Managed Portfolios have been rated Superior by SQM Research<sup>1</sup> for world class manager research capabilities and management of multi-asset portfolios.

<sup>1</sup> The rating is issued by SQM Research Pty Ltd ABN 93 122 592 036 AFSL 421913. SQM Research is an investment research firm that undertakes research on investment products exclusively for its wholesale clients, utilising a proprietary review and star rating system. The SQM Research star rating system is of a general nature and does not take into account the particular circumstances or needs of any specific person. The rating may be subject to change at any time. Only licensed financial advisers may use the SQM Research star rating system in determining whether an investment is appropriate to a person's particular circumstances or needs. You should read the product disclosure statement and consult a licensed financial adviser before making an investment decision in relation to this investment product. SQM Research receives a fee from the Fund Manager for the research and rating of the managed investment scheme.

Issued by Russell Investment Management Ltd ABN 53 068 338 974, AFSL 247185 (RIM). This document provides general information for financial advisers only. It must not be passed onto any retail client. This document contains factual information only. The information provided is not intended to imply any recommendation or opinion about a financial product. RIM is not providing financial product advice in this document. It has not been prepared having regard to any investor's objectives, financial situation or needs. Before making an investment decision, an investor must obtain advice from a financial adviser and consider whether that advice is appropriate to their objectives, financial situation or needs. This information has been compiled from sources considered to be reliable but is not guaranteed. Past performance is not a reliable indicator of future performance. Any potential investor should also consider the latest financial product disclosure statement in respect of the Managed Portfolio ("Disclosure Document") in deciding whether to make, or continue to hold, an investment in the Managed Portfolio. The Disclosure Document can be obtained by contacting a financial adviser or the relevant platform operator(s) offering the Managed Portfolio.

To the extent permitted by law, no liability is accepted for any loss or damage as a result of reliance on this information. This material does not constitute professional advice or opinion and is not intended to be used as the basis for making an investment decision.

This work is copyright 2026. Apart from any use permitted under the Copyright Act 1968, no part may be reproduced by any process, nor may any other exclusive right be exercised, without the permission of Russell Investment Management Ltd.

© 2026 Morningstar, Inc. All rights reserved. Neither Morningstar, its affiliates, nor their content providers guarantee the data or content contained herein to be accurate, complete, or timely nor will they have any liability for its use or distribution. Any general advice or 'regulated financial advice' under New Zealand law has been prepared by Morningstar Australasia Pty Ltd (ABN: 95 090 665 544, AFSL: 240892) and/or Morningstar Research Ltd, subsidiaries of Morningstar, Inc, without reference to your objectives, financial situation or needs. For more information refer to our Financial Services Guide (AU) and Financial Advice Provider Disclosure Statement (NZ) at [www.morningstar.com.au/s/fsg.pdf](http://www.morningstar.com.au/s/fsg.pdf) and [www.morningstar.com.au/mca/s/fapds.pdf](http://www.morningstar.com.au/mca/s/fapds.pdf). You should consider the advice in light of these matters and if applicable, the relevant Product Disclosure Statements before making any decision to invest. Our publications, ratings and products should be reviewed as an additional investment resource, not as your sole source of information. Morningstar's full research reports are the source of any Morningstar Ratings and are available from Morningstar or your adviser. Past performance does not necessarily indicate a financial product's future performance. To obtain advice tailored to your situation, contact a professional adviser. Some material is copyright and published under licence from ASX Operations Pty Ltd ACN 004 523 782.